

The levers of change

Gender equality attitudes study 2022



Acknowledgements

© 2022 UN Women

This study is the result of an ongoing partnership between UN Women and Kantar, with many contributors from both organizations. Special thanks go to:

UN Women team:

Daniel Seymour, *Director of Strategic Partnerships Division*

Aldijana Sisic, *Chief, Multistakeholders, Partnerships and Advisory Services*

Patricia Cortes, *Project Coordinator – Coordination Specialist, Civil Society Division*

Papa Seck, *Chief Statistician, Research and Data Section*

Sara Denby, *Head of the Unstereotype Alliance Secretariat*

Elspeth I'Anson, *Strategic Communications and Brand Building Consultant*

Carlotta Aiello, *Print Production and Branding Specialist*

Carlos Poiré, *Operations Analyst, Strategic Partnerships Division*

Kantar team:

Dr Michelle Harrison, *CEO, Kantar Public*

Marie Ridgley, *Global Client Leader, Insights*

Julie Easton, *Director, Insights*

Zeynep Kasap, *Manager, Insights*

Diane Schimming, *Vice President, Insights*

Shannon Baughman, *Director, Insights*

Elanie de Beer, *Data Specialist, Insights*

Whitney Krause, *Managing Director, Insights*

Rosie Hawkins, *Offer & Innovation, Insights*

Designers: Melanie Doherty and Kern Toy
Editor: Jen Ross

The study benefited from the financial and technical support of AT&T, Johnson & Johnson, Kantar, Procter & Gamble and Unilever.

Table of contents

1. Introduction	3
1.1 Methodology and design.....	5
1.2 Executive summary	6
2. The importance of gender equality	10
2.1 Female youth lead the pack.....	18
3. Barriers at the individual and household level.....	20
3.1 Control over personal decisions	21
3.1.a Access to physical property	22
3.1.b Control over personal finances	23
3.1.c Influence over who to marry	24
3.2 Family roles and responsibilities	25
3.3 Safety from domestic violence	29
4. Barriers at the societal level.....	36
4.1 Education and health care.....	37
4.1.a Education.....	38
4.1.b Health care	43
4.2 Work/employment	47
4.3 Leadership and political participation.....	52
4.4 Barriers to safety in public spaces	56
4.4.a Safety at home versus public spaces.....	57
4.4.b Barriers to safety in the workplace	60
4.5 Gender stereotypes in the media.....	62
5. The gender gaps	65

6. Findings by country	75
6.1 Austria	76
6.2 Brazil	80
6.3 Colombia	84
6.4 Denmark.....	88
6.5 France	92
6.6 India	96
6.7 Japan.....	100
6.8 Kenya	104
6.9 Mexico.....	108
6.10 Nigeria.....	112
6.11 The Philippines.....	116
6.12 Poland.....	120
6.13 Senegal.....	124
6.14 South Africa.....	128
6.15 Spain	132
6.16 Sweden.....	136
6.17 Turkey	140
6.18 United Arab Emirates.....	144
6.19 United States of America	148
6.20 Viet Nam.....	152

1.

Introduction

Gender equality is recognized as a fundamental human right that is essential to sustainable development. It is also key for achieving peaceful societies whose members can realize their full human potential. Yet despite prolonged efforts, no country in the world is on track to achieve gender equality. Evidence suggests that unless progress is accelerated, the global community will not only fail to achieve Sustainable Development Goal 5 (SGD 5) for gender equality, but it will also forgo the catalytic effect that gender equality can have for achieving the overall 2030 Agenda for Sustainable Development.¹

Gender stereotyping has been identified by the Convention on the Elimination of All Forms of Discrimination against Women (CEDAW) as a persistent hidden barrier to gender equality and the empowerment of women.² Discriminatory social norms are equally threatening to gender equality and the empowerment of women and girls. Furthermore, they have a negative impact on the social, economic and sustainable development of countries around the world.

The *Gender equality attitudes study* was developed to qualify the scale of harmful gender-based stereotypes across countries, with the vision to monitor how - if at all - these stereotypes change over time. Under the leadership of UN Women, the study was conceived in partnership with AT&T, Johnson & Johnson, Kantar, Procter & Gamble and Unilever. Kantar, a data, insights and consulting company, was commissioned to leverage its global infrastructure to develop and field the study.

The resulting perception-based study is designed to aid decision-makers - including academics, policymakers, marketers, private sector leaders and civil society representatives - to develop a greater understanding of the attitudes that need to be addressed to break down the barriers impeding gender equality. The results showcase the prevalence of discriminatory attitudes and gender-based stereotypes that perpetuate gender inequality, and underscore how widespread and deeply entrenched these views are across countries.

A pilot study was conducted in 2018 across 10 countries: Colombia, India, Japan, Kenya, Nigeria, the Philippines, Sweden, Turkey, the United Arab Emirates (UAE), and the United States of America (USA). This second iteration of the study, conducted in 2020, has expanded to include 10 additional countries: Austria, Brazil, Denmark, France, Mexico, Poland, Senegal, South Africa, Spain, and Viet Nam. It also revisits the first cohort to monitor changes in attitudes over time.

1 UN Women. 2018. "Why gender equality matters across all SDGs?" [An excerpt from Turning Promises into Action: Gender equality in the 2030 Agenda for Sustainable Development].

2 United Nations. 1979. Convention on the Elimination of All Forms of Discrimination against Women. New York, 18 December. [See introduction and Article 5.]

This iteration was undertaken at an unprecedented period of time, as COVID-19 ravaged the world. This provided a unique opportunity to identify persistent gender stereotypes at the country level and to understand how citizens' perceptions continue to shape their decisions and lie at the core of discriminatory attitudes. Furthermore, it presented an opportunity to examine the impact of COVID-19 on attitudes towards gender.

The study's data can also be viewed using the dashboard on the UN Women Global Data Hub – [here](#).

Countries surveyed in 2018 and 2020:



Additional countries surveyed in 2020:



1.1

Methodology and design

This report summarizes findings from the analysis of the 20 countries surveyed, across 14 thematic areas. The fieldwork took place face-to-face from April to December 2020. Interviews were done online, face-to-face, or a combination, as appropriate for each country. Approximately 1,000 interviews were conducted in each country. Data are weighted to ensure a nationally representative sample in each country.

The study design is currently based on a binary understanding of gender: people who identify as women or men complete the survey and are asked about their perceptions of the subject areas.

UN Women has consistently linked discriminatory social norms and attitudes as an underlying condition that continues to perpetuate historical and structural patterns of gender inequality. The new generation of indicators that the *Gender equality attitudes study* contains is an important step forward. However, aspirations to continue tracking data on a biennial basis also include potential areas of expansion to allow for greater intersectional analysis – with non-binary lenses, data on migrants, people with disabilities and more.

The study's thematic areas include: education, health, control over personal decisions, access to physical property and control over personal finances, marriage and family life, domestic violence, gender stereotypes in the media, work and employment, dress and appearance, barriers to safety at home and in public spaces, barriers to safety in the workplace, leadership and participation, and advocates for change.

In monitoring progress between the two studies, only 8 of the 10 comparable countries are used for analysis throughout the report due to a change in methodology, as COVID-19 restrictions during fieldwork impacted the data collection methods for the Philippines and the UAE. Kantar used telephone recruitment to complete the online survey in the Philippines, also a change from face-to-face only interviewing in 2018. In the UAE, the proportion of online interviews was increased, also a change from the predominantly face-to-face interviewing in 2018.

1.2

Executive summary

Among the 20 surveyed countries, despite areas of improvement and some promising indicators, the findings demonstrate that discriminatory social norms and attitudes continue to hinder progress for women and girls everywhere. When asked about how to secure their countries' future success, most respondents agree that gender equality in all areas is essential (91%), yet gender stereotypes and antiquated attitudes prevail.

The findings of the study reflect those of other UN Women studies on the disproportionate impact of COVID-19 on the lives of women and girls in perceptions about gender.³ From reinforcing unpaid care responsibilities, gender pay gaps, and job segregation, to the persisting disparities in leadership and participation opportunities, there is an urgent need to advance attitudes towards gender equality across all dimensions measured.

This survey reveals that, overall, men do not feel as strongly about gender equality as women. Only 60% of men believe that more respect for women's rights is 'completely important', compared to 74% of women.

It also reveals how in times of hardship, gender attitudes and beliefs that drive people's decisions can lead to reversals in the hard-won gains in gender equality. A surprising 25% of respondents agree that 'in times of food shortages, priority should be given to men', and 31% of respondents agree that 'when jobs are scarce, men should have more right to a job than women'.

Driving attitudinal change requires tackling locally nuanced beliefs and perceptions. The findings of this study show that gender attitudes vary vastly across some of the unifying themes in the 20 countries. This provides localized and insightful guidance to decision-makers in their efforts to effectively address harmful gender stereotypes and the threats they pose to their societies.

Men are more likely to hold stereotypical views of gender roles, and younger men even more so.

Men are more likely than women to endorse traditional roles, with 40% of male respondents agreeing that 'a man's job is to earn money while a woman's job is to look after the house and the family', compared to 31% of female respondents. Similarly, 51% of men agree that 'women should work less and devote more time to caring for their family', compared to 46% of women. This view is held most fervently among younger cohorts of men – 52% of men aged 16-19 and 54% of men aged 20-34, compared to 48% of men aged 35-55 who agreed with the statement.

These data underscore the importance of CEDAW's Article 5, which emphasizes the need for men's common responsibility in the upbringing of their families and Article 11, which stresses the importance of women's right to work, and to enjoy the same employment opportunities as men.⁴

³ UN Women. 2021. Women and girls left behind: Glaring gaps in pandemic responses. <https://www.ohchr.org/en/instruments-mechanisms/instruments/convention-elimination-all-forms-discrimination-against-women>

⁴ United Nations. 1979. Convention on the Elimination of All Forms of Discrimination against Women. New York. 18 December.

Younger men also perceive men as better political leaders: 46% of men aged 16-19 and 47% of men aged 20-34 agree that ‘men are better political leaders than women’ – markedly higher than the total respondent average of 38%.

Despite progress, women continue to face multiple barriers to political leadership and decision-making.

As women continue to be underrepresented at all levels of decision-making worldwide,⁵ 82% of respondents agree that having more opportunities for women in politics is important for their country’s success. This view is now more widely held than in 2018, registering an increase of 2 percentage points. Despite this encouraging shift, only 50% of all respondents agree that it is ‘completely important’ for the country’s success and nearly 1 in 4 respondents in Denmark, Japan, the Philippines, and the UAE do not agree that having more opportunities for women in politics is important for their countries’ success.

While there is greater acknowledgment of women’s potential contributions in politics, it is believed to be just as difficult for women to run for elected office in 2020 as it was in 2018. Furthermore, there is a huge perceived delta in opportunity - 63% of respondents agree that it is easy for men to run for elected office and only 38% agree that it is easy for women to do the same.

If women are not fairly represented in elected office, able to contribute to public policymaking and able to take on leadership roles, the pace of change across all areas of society will continue to be obstructed.

Prevailing attitudes hamper progress for women in business and leadership positions.

The vast majority – 9 in 10 respondents – agree that equal pay for equal work is important to their country’s future success – the most important driver on average. In addition, 58% of respondents believe that having more opportunities for women in business is ‘completely important’ for their country’s success.

However, there is variation across countries. When asked about determinants for the country’s success in Poland, 87% of respondents included ‘equal pay for equal work regardless of a person’s gender’ and 82% cited ‘more opportunities for women in business.’ Meanwhile, in Japan, although 84% of respondents agree with the importance of ‘equal pay for equal work’, only 25% agree that having more opportunities for women in business is important. In Colombia and Mexico, 95% of respondents agree that both ‘equal pay for equal work regardless of a person’s gender’ and ‘more opportunities for women in business’ are important determinants of their countries’ success.

When asked about perceptions of men and women’s performance in business, there is striking disparity across countries. At least 27% of women agree that ‘men are better business executives than women’ compared to 40% of men who agree with the same statement – a gender gap of 13 percentage points. At the country level, responses vary significantly. In Kenya, nearly 50% of respondents agree that service jobs are better-suited for women and 33% believe that men make better business executives than women. And in Turkey, more than 42–44% of respondents agree with the same statements. However, in Brazil and Colombia, only 15% of respondents agree that men are better business executives than women and 20% agree that service jobs are better-suited for women.

These findings explain why, in most countries, respondents believe that it is significantly more difficult for women to be hired as skilled workers than for men. Overall, 44% of all respondents agree that it is easy for women to be hired as skilled workers, while 57% believe that the same is true for men – a gender gap of 13 percentage points. Access to skilled work is perceived to be significantly harder for women in Japan (with a gap of 24 percentage points), Spain (21 percentage points) and Austria, Colombia and the USA (18 percentage points).

⁵ See UN Women. N.D. Facts and figures: Women’s leadership and political participation. <https://www.unwomen.org/en/what-we-do/leadership-and-political-participation/facts-and-figures>

COVID-19 has set back attitudes towards domestic violence.

Women have been especially affected by the economic impacts of COVID-19, with the pandemic worsening their financial security and putting them at greater risk of domestic violence.⁶ This is reflected in the regression of attitudes towards violence. On average, there has been a 2-percentage-point increase since 2018 in the belief that there are acceptable circumstances for someone to hit their spouse or partner – a change driven mostly by Sweden, India and the USA, where respondents agreeing with the statement increased by 5 percentage points.

Men are more likely to condone abusive behaviour than women. While 16% of women believe there are acceptable circumstances for someone to hit their spouse, 22% of men believe the same. In India, nearly half of all respondents agree, while in South Africa, 34% of male respondents and 32% of female respondents believe the same. In contrast, in both Austria and Spain, a mere 7% of female respondents and 10% of male respondents agree that there are acceptable circumstances for someone to hit their spouse or partner.

In the surveyed countries, 20% of men and 14% of women disagree that women should be free to refuse sex with their husband or partner under any circumstance. Overall, nearly 70% of respondents in Senegal, 42% in Nigeria and 19% in India disagree that a woman should be free to refuse sex with her husband or partner.

Women need a clear understanding of their rights and social norms that condone domestic violence need to be addressed as a priority. Furthermore, judicial systems must better protect women, ensure that perpetrators of violence are held accountable for their actions, and ensure that those who speak out against it are supported.

Women's appearance is overwhelmingly scrutinized, but the extent varies vastly between countries.

Overall, 62% of all respondents agree that women call attention to themselves based on how they dress, with men more likely to hold this view. However, the extent of agreement varies enormously between countries. Notably, in Viet Nam and Nigeria, 20% of respondents agree that women call attention to themselves based on how they dress; in contrast, 38% of respondents in Mexico and 46% in South Africa believe the same.

Furthermore, 26% of all female respondents and 35% of all male respondents agree that 'it is appropriate for men to discuss a female colleague's appearance at work.' In Austria and Senegal, nearly half of respondents agree with this statement compared to only 1 in 5 respondents in Mexico, Spain and Colombia.

Education is essential to eliminate harmful and antiquated gender stereotypes.

Education drives more progressive attitudes across all dimensions for both genders. Women and men who are highly educated are much more likely to champion gender equality for current and future generations.

Across countries, 88% of respondents agree that it is important to ensure higher education for women; however, there is still a belief that education is more important for boys, especially among men. When asked about access to university education, 27% of male respondents agree that it is more important for a boy to get a university education than a girl, compared to 20% of female respondents who agree with the same. In India, 2 out of 3 of all respondents agree that it is more important for a boy to get a university education than for a girl. In the Philippines, 44% of male respondents and 39% of female respondents agree that priority should be given to boys.

The media continue to portray traditional gender roles, particularly male roles.

Respondents believe that the media portray women and men in traditional roles and this perception has increased significantly since 2018. In 2020, 68% of respondents, compared to 54% in 2018, believe that the media portray women in traditional female roles, such as wives, mothers or caregivers. The representation of men in traditional roles is even more widely reported - 72% of respondents in 2020, compared to 52% in 2018, believe the media represent men in conventional male roles, including as providers for the family, as leaders or as businessmen.

6 UN Women. 2022. Measuring the shadow pandemic. <https://data.unwomen.org/publications/vaw-rga>

Higher gender gaps in perceptions are observed in France (15 percentage points) and the USA (10 percentage points), with more respondents believing that men are more portrayed in traditional male roles by the media compared to women.

This trend continues to be seen between studies, across several countries. In India, 87% of respondents in 2020 compared to 61% in 2018, perceive that the media portray women and men in traditional roles. In Colombia, 73% of respondents agree that the media represent men in traditional roles, compared to 71% who think the media portray women in traditional roles - an increase from 2018 responses (which were 61% and 66%, respectively). In Brazil, 72% of respondents agree that the media represent men in traditional roles and 70% agree that women are shown in traditional roles. Similarly in Turkey, 64% of respondents agree that the media represent men in traditional roles, compared to 60% who say the same for women.

Overall, the study's findings strongly suggest that the media need to increase progressive portrayals of both women and men and reinforce these across all countries to counter deep-rooted stereotypical gender roles.

The next generation of women are strong advocates for change, but young men are lagging behind.

Young women aged 16-19 expect equality, and they are not afraid to voice this. The vast majority (87%) believe it is essential for society to treat women as equal to men, compared to 81% of men in the same age cohort. Similarly, 76% of young women aged 16-19 believe that greater respect for women's rights in all areas is completely important for their countries' success, compared to 63% of male respondents of the same age.


Young men aged 16–19 hold far more traditional attitudes, across multiple topic areas and countries. In Viet Nam, nearly 60% of male respondents aged 16–19 agree that secretarial jobs are better suited for women, compared to just 49% of females in the same age group. Of the 16-19 cohort, 47% of female respondents and 58% of male respondents agree that men are better political leaders than women.

In Sweden, only 13% of female respondents versus 28% of male respondents agree that when jobs are scarce, men should have more rights to a job than women. Among respondents aged 16–19 the gap widens, as a mere 7% of young women compared to 38% of men believe the same.

The findings demonstrate the criticality of challenging stereotypes and cultural norms in childhood and early adulthood to avoid affirming attitudes that continue to hold gender equality back. As such, the study emphasizes the need for young activists to get the support of governments, media and society at large to drive change and remove structural barriers.

2.

The importance of gender equality

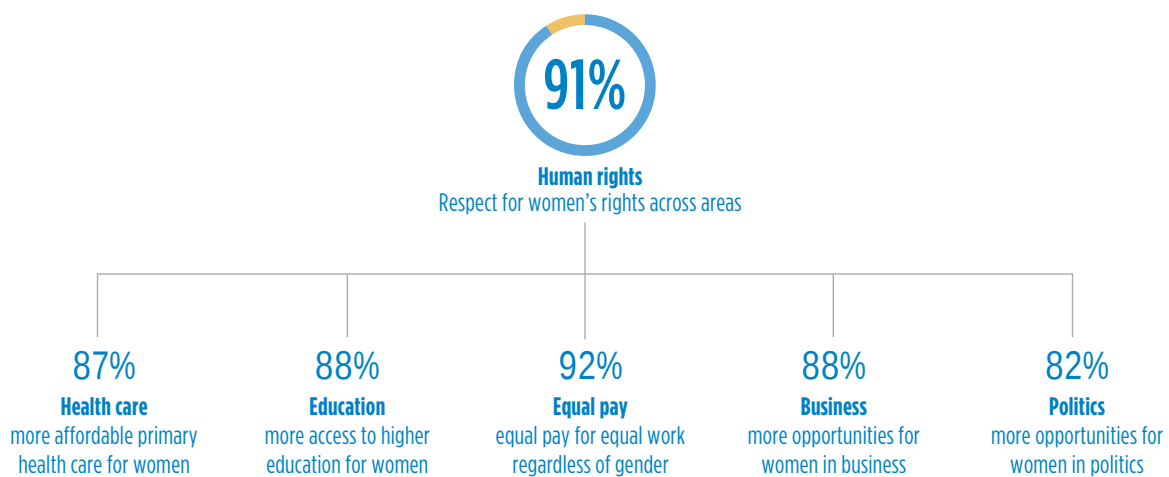


The level of importance given to respect for women's rights varies by country, linked to societal attitudes.

Overall, 91% believe more respect for women's rights across all areas is important for their country's future success. A significant majority supports the progress of women in access to health care and education, equal pay, business and politics as key for their country's future success.

FIGURE 1

Percentage of respondents who say the progress of women is key for their countries' future success

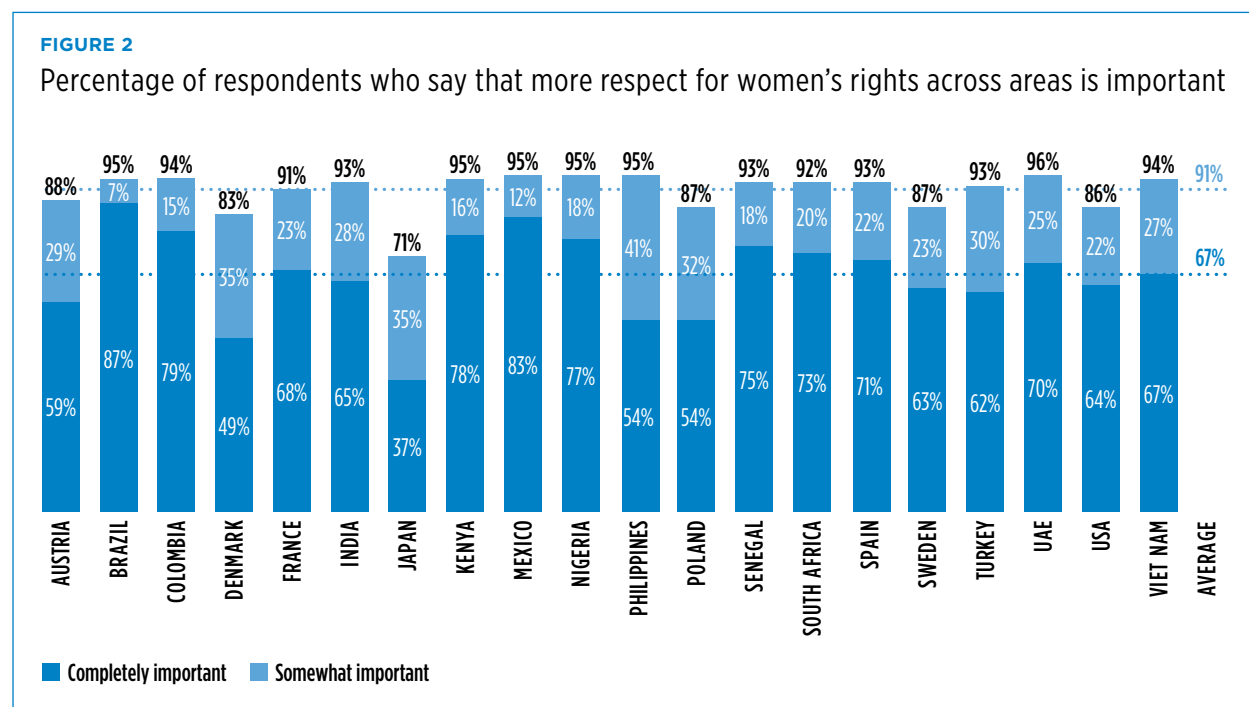


Source: UN Women. 2022. Gender Equality Attitudes Study: Second Wave Survey 2020 (results for women and men).

Note: Responses to the question: 'In your opinion, how important are each of the following to your country's future success? (completely important/somewhat important, %)'

2. The importance of gender equality

Only 71% of respondents in Japan, 83% in Denmark and 86% in the USA agree that more respect for women's human rights across all areas is important for their country's future success - all below the overall average of 91%.



Source: UN Women. 2022. Gender Equality Attitudes Study: Second Wave Survey 2020 (results for women and men).

Note: Components may not sum to totals because of rounding.

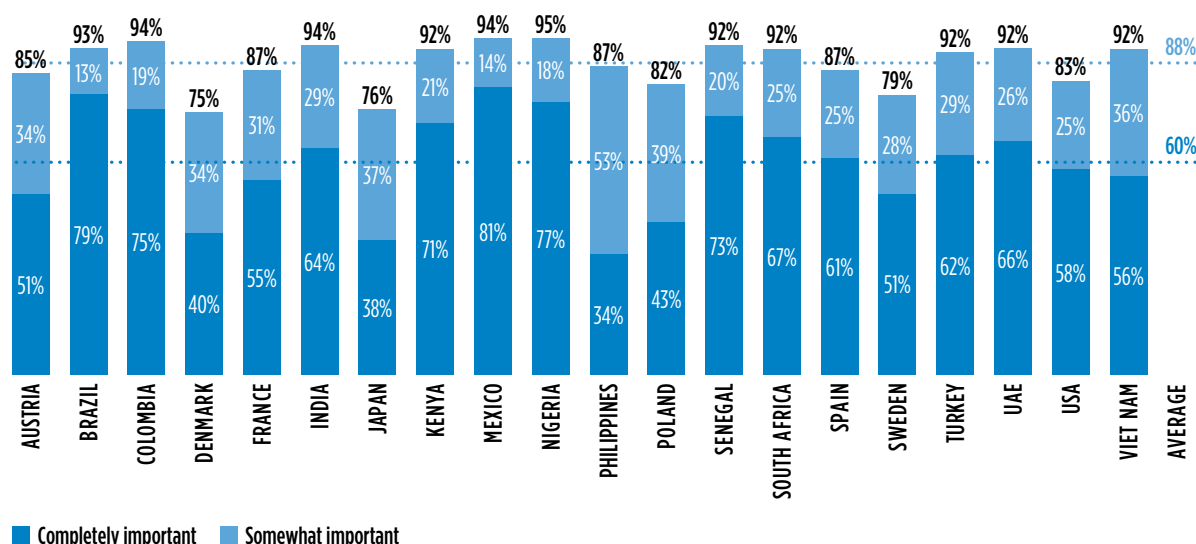
2. The importance of gender equality

Overall, 88% of respondents across all countries agree that it is important to grant higher education to women. The highest agreement rates are seen in Brazil, Colombia, India, Mexico and Nigeria (93–95%).

In contrast, just 75% of respondents in Denmark, 76% in Japan and 79% in Sweden believe the same. This suggests that greater access to higher education for women tends to be more important in countries where access may currently be more limited.

FIGURE 3

Percentage of respondents who say that more access to higher education for women is important



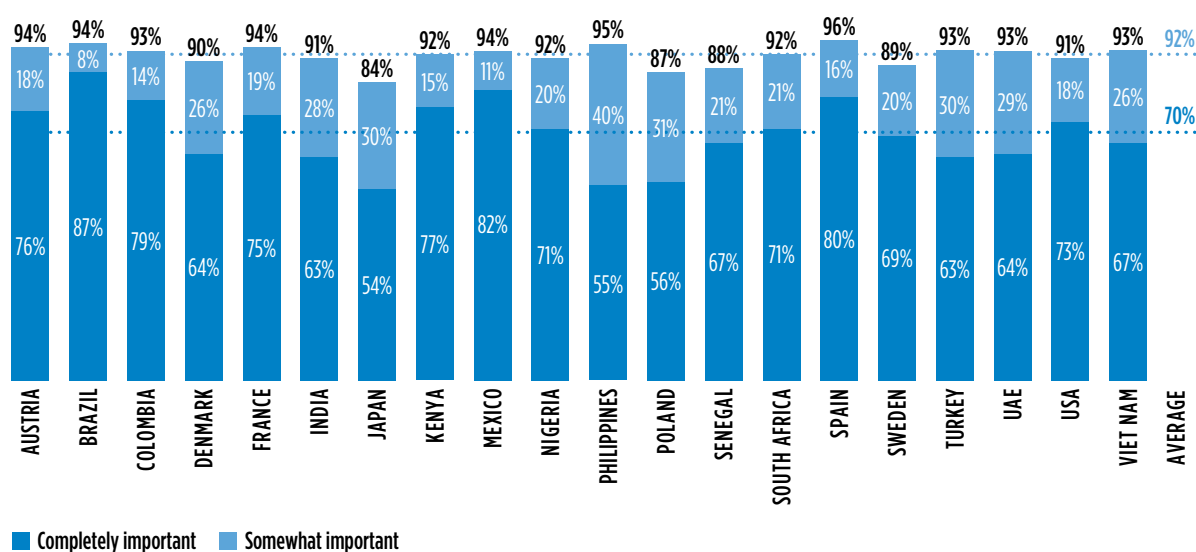
Source: UN Women. 2022. Gender Equality Attitudes Study: Second Wave Survey 2020 (results for women and men).
Note: Components may not sum to totals because of rounding.

2. The importance of gender equality

Overall, 92% of respondents agree that equal pay for equal work regardless of a person's gender is important for their country's future success. Agreement is broadly consistent across countries, but the strength of agreement varies, as only 70% believe it is 'completely important'.

FIGURE 4

Percentage of respondents who say that equal pay for equal work is important



Source: UN Women. 2022. Gender Equality Attitudes Study: Second Wave Survey 2020 (results for women and men).

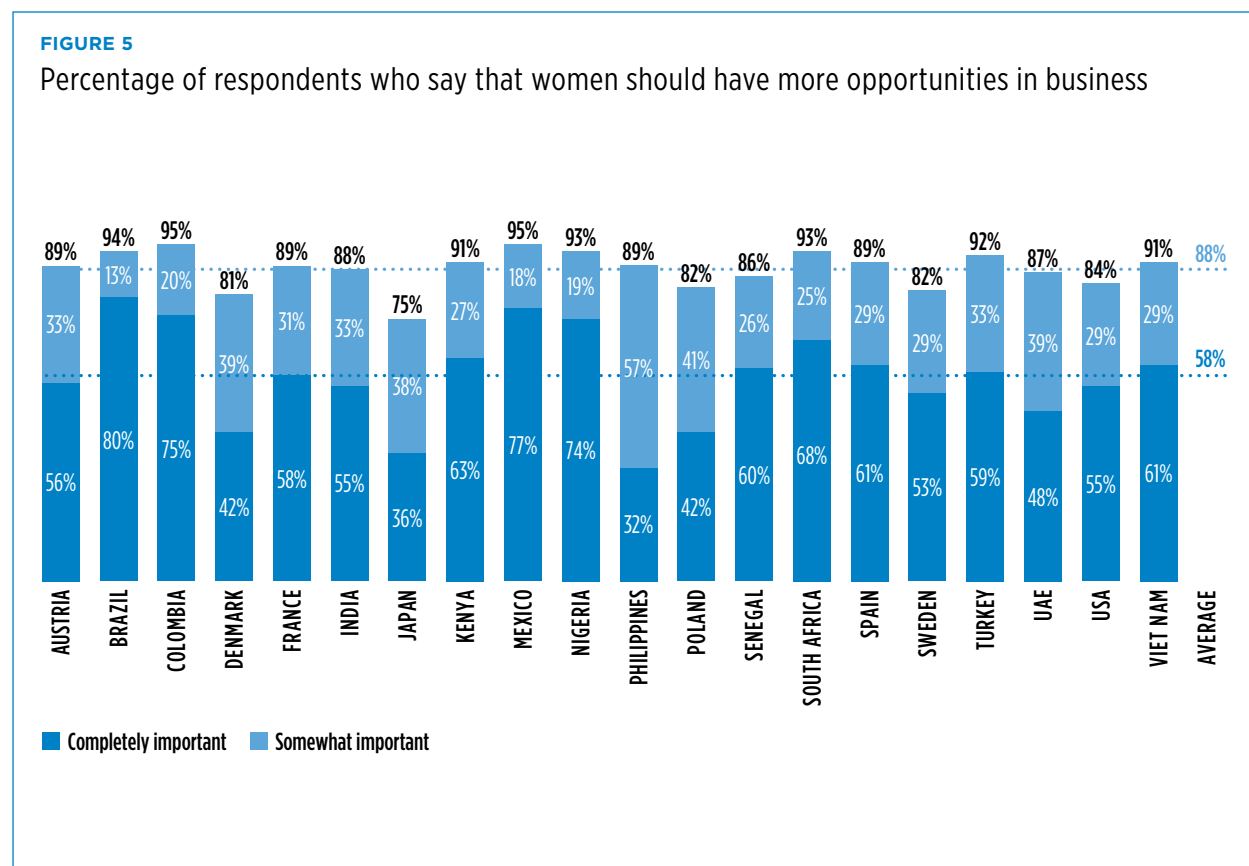
Note: Components may not sum to totals because of rounding

2. The importance of gender equality

While generally thought to be important, there is also variation across countries in the belief that women should have more opportunities in business.

Overall, 88% of respondents agree that having more opportunities for women in business is important for their country's success, with 58% believing it is completely important.

However, outliers include 25% of respondents in Japan who do not agree that having more business opportunities for women is important to their country's success. Japan and the Philippines also had the lowest agreement that it is 'completely important' (36 and 32%, respectively).



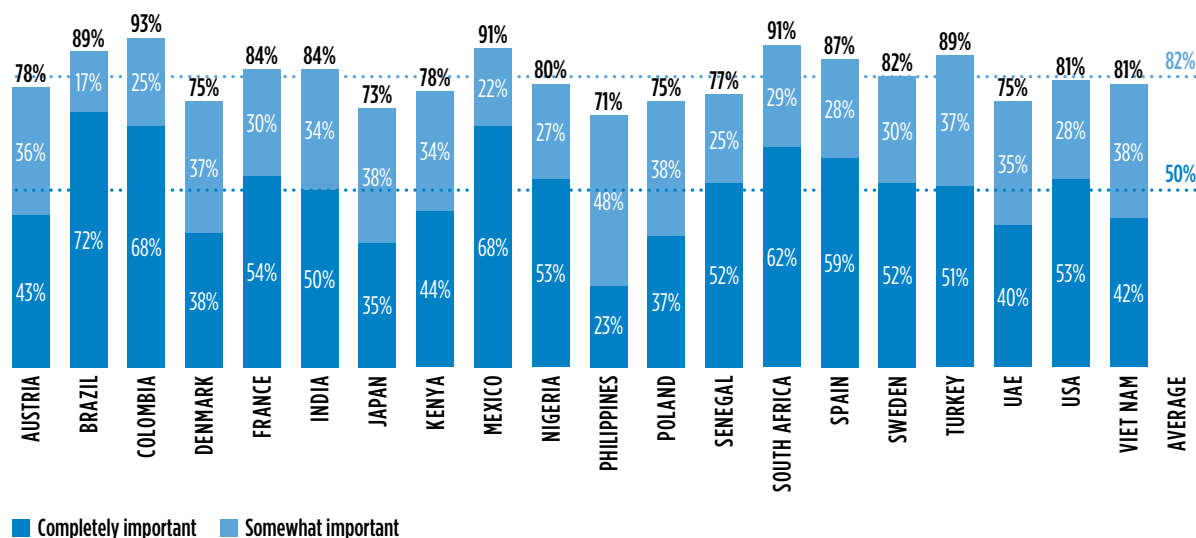
Source: UN Women. 2022. Gender Equality Attitudes Study: Second Wave Survey 2020 (results for women and men).
Note: Components may not sum to totals because of rounding.

2. The importance of gender equality

Across all categories, lower importance is placed on creating more opportunities for women in politics. Overall, 82% of respondents agree that having more opportunities for women in politics is important for their country's success. On average, only 50% see this as completely important, with considerable variation between countries. Again, the lowest agreement is seen in the Philippines and Japan, both in terms of its importance (71 and 73%, respectively) and for those who see it as completely important (23 and 35%, respectively).

FIGURE 6

Percentage of respondents who agree it is important for women to have more opportunities in politics



Source: UN Women. 2022. Gender Equality Attitudes Study: Second Wave Survey 2020 (results for women and men).

Note: Components may not sum to totals because of rounding

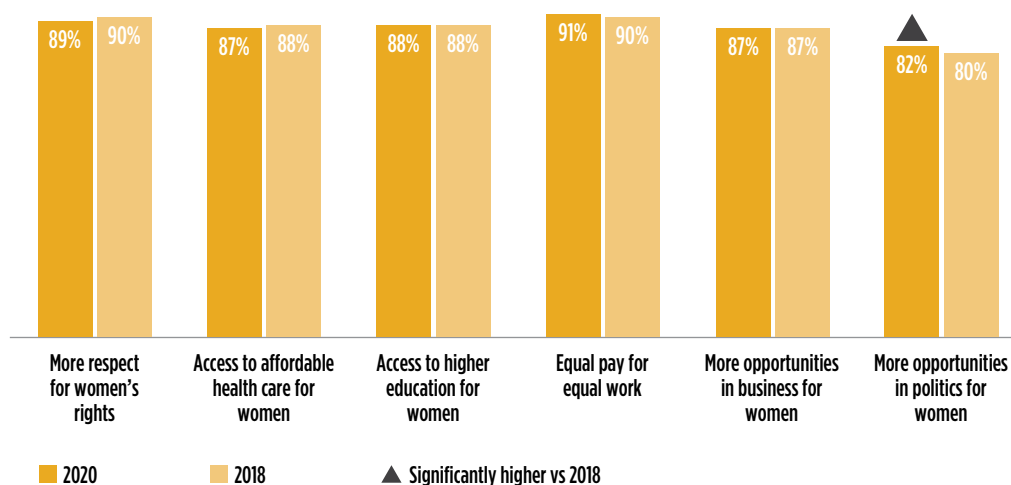
2. The importance of gender equality

There has been little shift in people's beliefs about what is important to their country's future success between 2018 and 2020. While opportunities for women in politics are seen as more important than in 2018, this was up by a marginal 2 percentage points - the largest increase of any category.

Men don't support gender equality as strongly as women, who are more likely to recognize the importance it plays in their country's success. The largest gender gap observed (9 percentage points) is between women's and men's perception of the importance of women having more opportunities in politics.

FIGURE 7

Eight comparable countries: How important are each of the following to your country's future success?

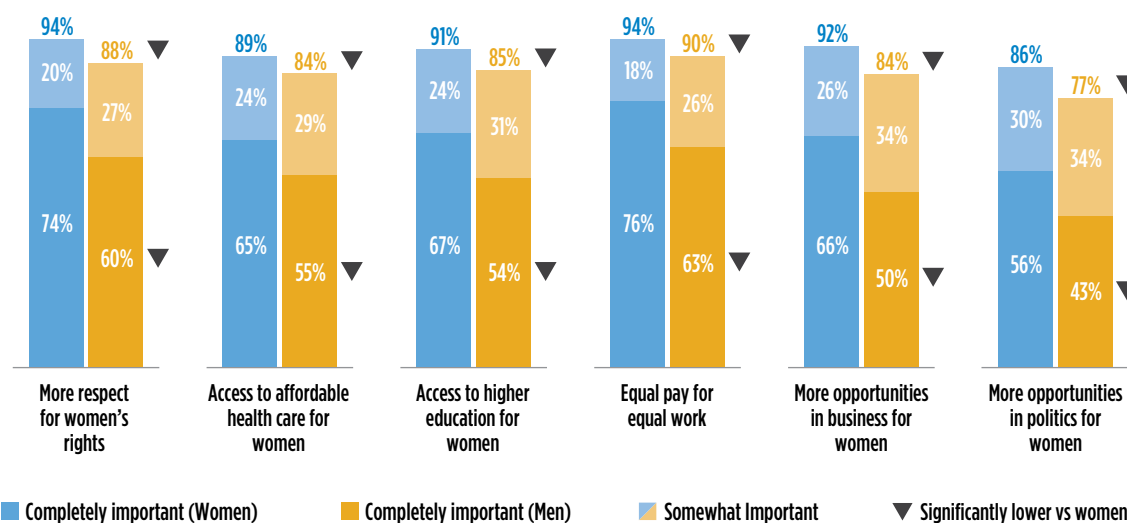


Source: UN Women. Gender Equality Attitudes Study: First Wave Survey 2018 and Second Wave Survey 2020.

Note: Comparison of 2018 and 2020 survey data for the following eight countries: Colombia, India, Japan, Kenya, Nigeria, Sweden, Turkey and the USA.

FIGURE 8

Twenty-country average: How important are each of the following to your country's future success?



Source: UN Women. 2022. Gender Equality Attitudes Study: Second Wave Survey 2020 (results for women and men).

2. The importance of gender equality

What is deemed important to a country's future success is for the most part similar across income and age groups; however, some differences in perception are found between women and men in certain groups, as noted in Table 1.

There are differences of between 8 and 10 percentage points between female and male respondents' perceptions regarding the importance of equal pay for equal work for women, more opportunities for women in business and more opportunities for women in politics.

The highest gap is observed between respondents in middle- and high-income groups and those in the 16-34 age group, with a 10-percentage-point gap between women and men who believe that 'more opportunities for women in politics is important to their country's success,' compared to their male counterparts in the same age and income groups. A smaller gap of 3 percentage points is seen between women respondents with low income who believe 'equal pay for equal work for women' is important for their country's success, and their male counterparts in the same income group.

TABLE 1

Importance of gender equality for countries' success across income and age groups

Completely/somewhat important		Age 16-34 %	Age 35-55 %	Low income %	Mid income %	High income %
More respect for women's rights	Women	93	95	94	94	95
	Men	87	88	87	89	88
Access to affordable primary health care for women	Women	90	88	90	91	87
	Men	84	84	84	86	83
Access to higher education for women	Women	91	92	91	92	92
	Men	84	85	85	86	84
Equal pay for equal work for women	Women	93	95	93	94	95
	Men	88	91	90	89	91
More opportunities in business for women	Women	92	94	92	93	93
	Men	83	85	84	84	84
More opportunities in politics for women	Women	86	87	85	87	89
	Men	76	78	76	77	79

Source: UN Women. 2022. Gender Equality Attitudes Study: Second Wave Survey 2020 (results for women and men).

Notes: Significance testing within gender cohorts – ages 16-34 vs. 35-55, and low- vs. mid- vs. high-income respondents. **Significantly higher** vs. opposing cohort (99% confidence);

Significantly lower vs. opposing cohort (99% confidence)

Female youth lead the pack



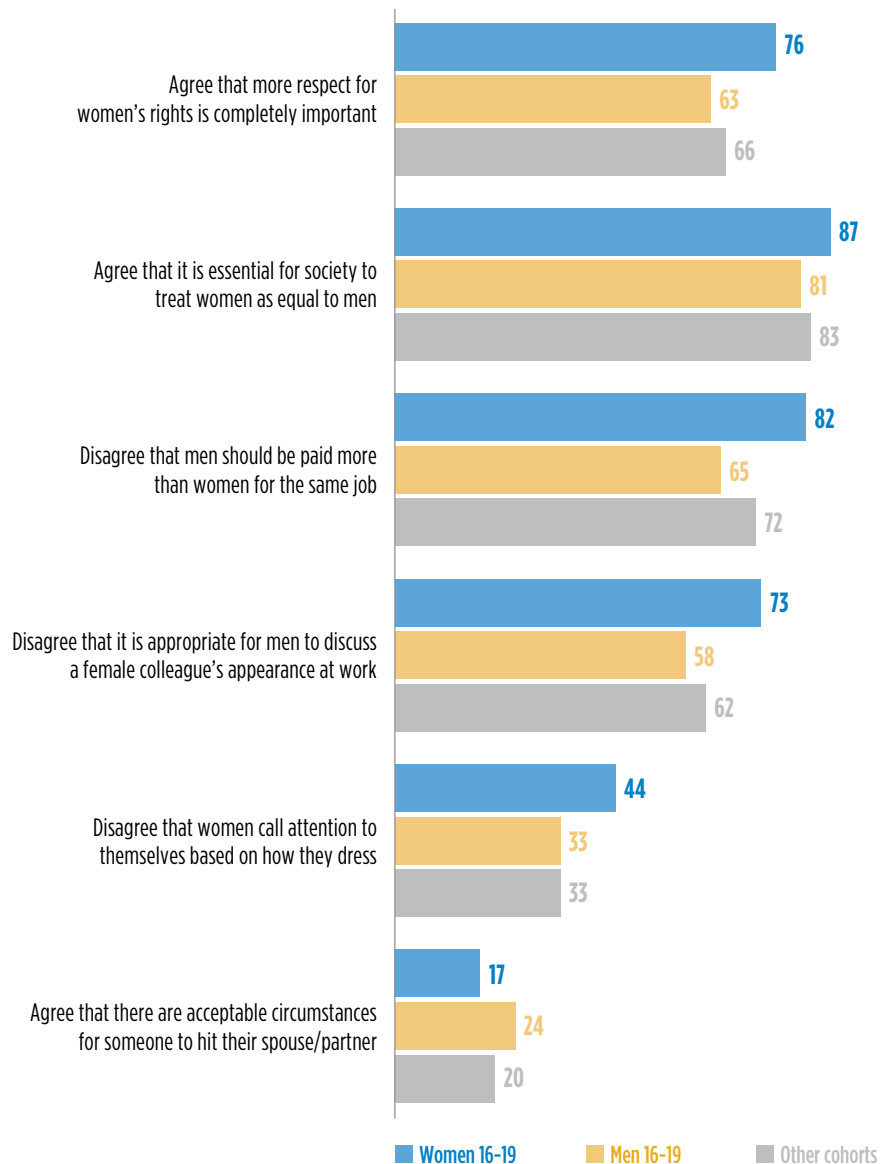
Girls and young women aged 16-19 are the group most likely to hold attitudes in favour of gender equality; 76% demand more respect for women's rights in comparison to 66% of the other sex and age cohorts. Girls and young women aged 16-19 also dismiss the idea that men should be paid more than women for the same job (82%), compared to 65% of boys and young men aged 16-19, and 72% of male and female respondents in other age cohorts. Moreover, 87% of girls and young women aged 16-19 compared to 81% of males the same age believe it is essential for society to treat women and men as equals.

2.1 Female youth lead the pack

The survey found that young women and girls aged 16-19 are less likely to tolerate discrimination or harassment based on appearance. At least 73% disagree that it is appropriate for men to discuss a female colleague's appearance at work, compared to an average of 62% for other cohorts. Meanwhile, 44% disagree that women call attention to themselves based on how they dress, compared to an average of 33% for other cohorts.

FIGURE 9


Gender equality: Areas of importance for women aged 16-19



Source: UN Women. 2022. Gender Equality Attitudes Study: Second Wave Survey 2020 (results for women and men).

3.

Barriers at the individual and household level



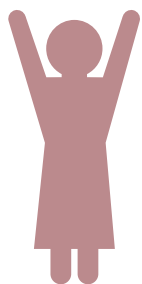
Across the study's 20 countries, the level of control people have over their lives, property and influence over who they marry varies, with more pronounced gender gaps in Africa, South America and India compared to other regions. Similarly, financial control differs. Women in Africa, South America and the Middle East are perceived as having less control over their personal finances than men.

Barriers at the household level affect family life, through gendered perceptions of the roles and responsibilities of husbands and wives, both in public and private spheres.

Domestic violence in the household is also widely identified as a threat for women, who are perceived as being at greater risk than men. Nearly 20% of respondents agree that there are acceptable circumstances for someone to hit their partner, and almost as many disagree that a woman should be free to refuse sex with her partner. Women who have less influence over who they marry are less likely to feel safe in their own homes, and less likely to have the financial means to leave.

3.1

Control over personal decisions

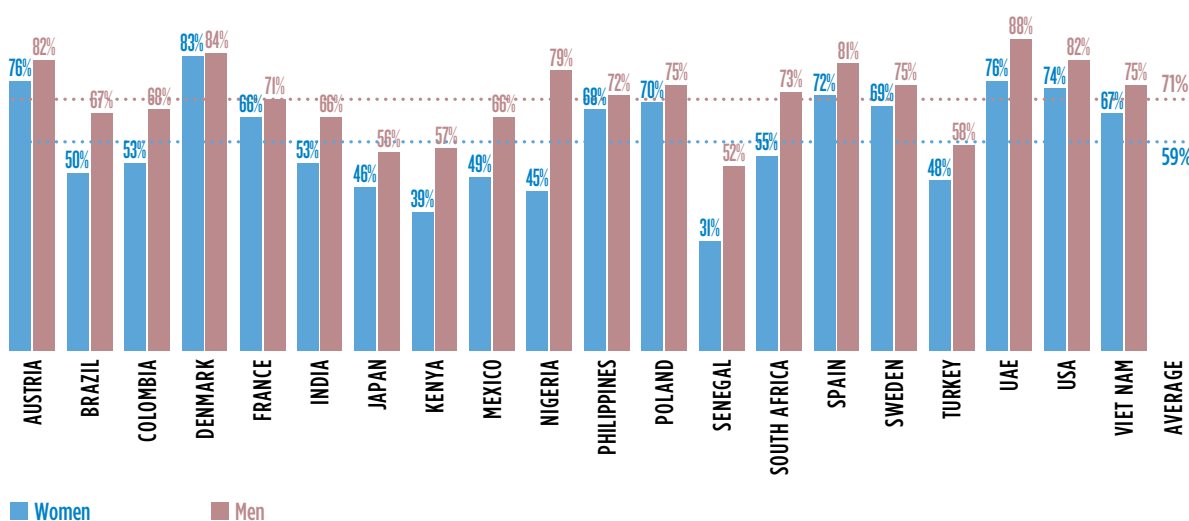


Control over one's life includes control over personal finances, ease of buying property and influence over the decision about who to marry.

The perceived level of control that women and men have over their own lives varies, with larger gaps in Kenya, Mexico, Nicaragua, Senegal and South Africa. Overall, 59% of respondents think that most women have control over their lives, compared to 71% who think the same about men.

FIGURE 10

Percentage of respondents who say that most women/men have control over their lives




Source: UN Women. 2022. Gender Equality Attitudes Study: Second Wave Survey 2020 (results for women and men).

A closer inspection of these responses by gender also reveals some telling differences. Across surveyed countries, 58% of male respondents and 60% of female respondents think that most women have control over their lives. But when it comes to most men having control over their lives, 69% of male respondents and 74% of female respondents believe this to be the case. This suggests that women perceive a larger gap in the control exercised by each gender than do men.

3.1.a

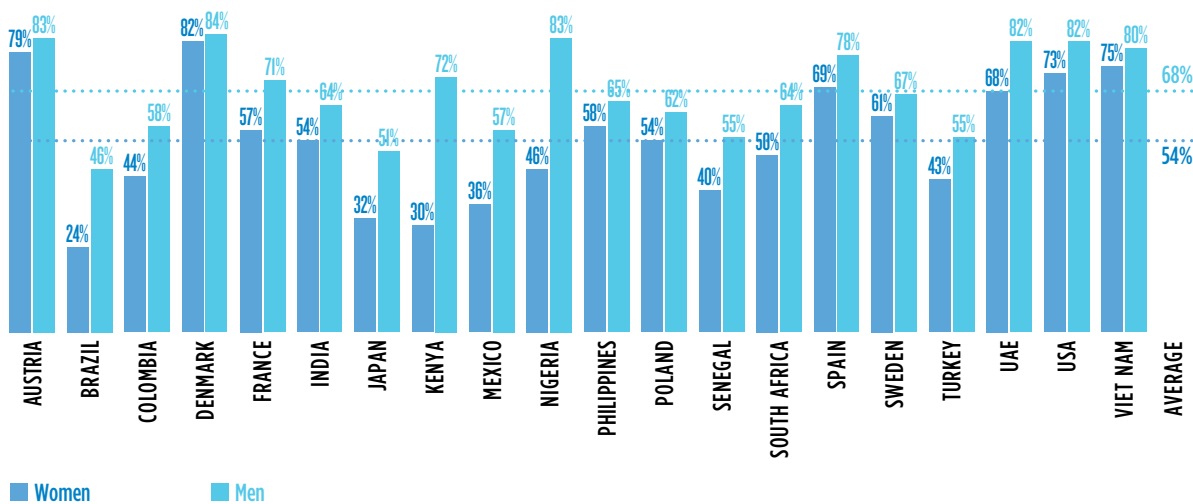
Access to physical property



In the majority of countries, it is seen as being easier for most men in comparison to most women to buy property in their own name, with a 14-point gap between genders. This gap is most notable in Brazil, Kenya and Nigeria, where men are nearly twice as likely as women to say that it is easy to buy property in their own name.

FIGURE 11

Percentage of respondents who say that it is easy for women/men to buy property in their own name



Source: UN Women. 2022. Gender Equality Attitudes Study: Second Wave Survey 2020 (results for women and men).

Closer inspection of these responses by gender reveals that 52% of female respondents and 55% of male respondents think it is easy for most women to buy property in their own name. When it comes to most men being able to do the same, the gap in perceptions is wider, with 70% of female respondents versus 60% of male respondents believing this to be easy. This also suggests that women perceive a much larger gap in the ease of property acquisition by each gender than do men.

3.1.b

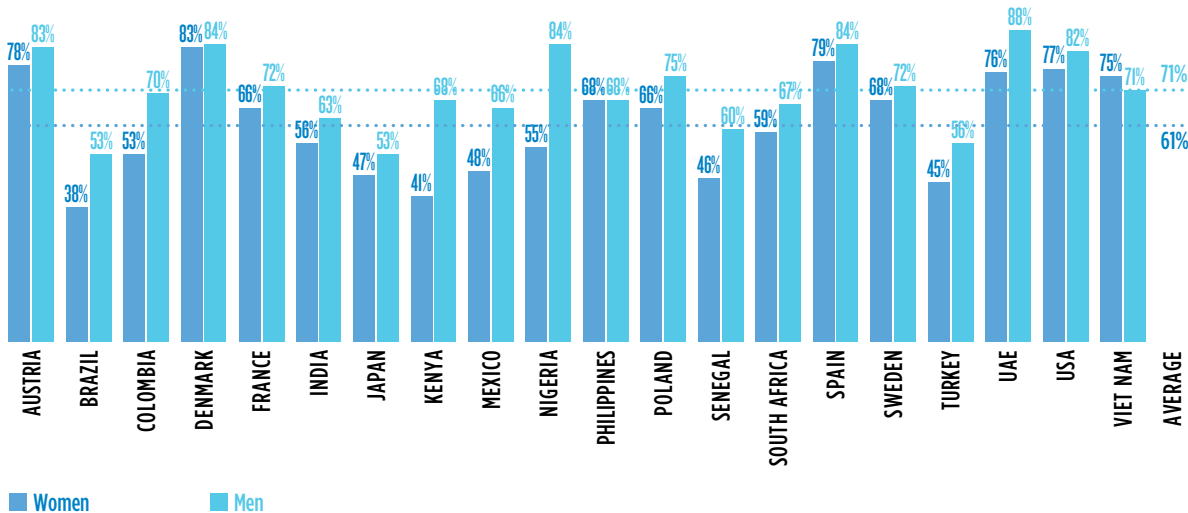
Control over personal finances



Women continue to be perceived as having less control over their personal finances than men. Overall, 61% of respondents across countries think most women have a lot of control over their finances, while 71% believe most men have a lot of control.

FIGURE 12


Percentage of respondents who say most women/men have control over their own personal finances



Source: UN Women. 2022. Gender Equality Attitudes Study: Second Wave Survey 2020 (results for women and men).

3.1.c

Influence over who to marry

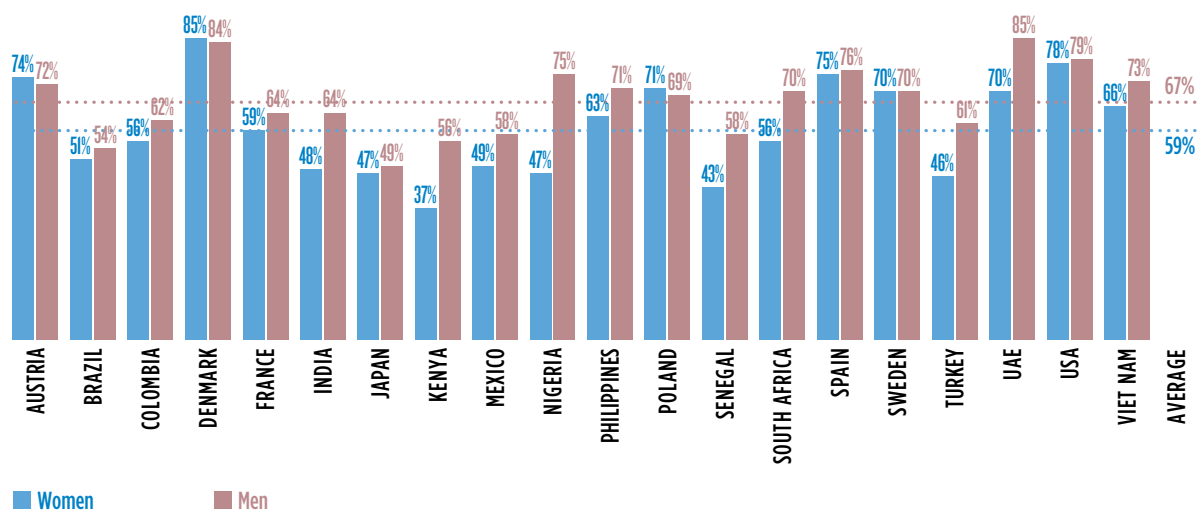


Across all 20 countries, 59% of respondents believe that most women in their country have a lot of control over the decision about who they marry, while 67% believe the same about most men in their country.

Respondents in India, Kenya, Nigeria, Mexico, Senegal, Turkey and the UAE see women as having significantly less influence over the decision about who they marry than do men in their country.

FIGURE 13


Percentage of respondents who say that most women/men have influence over who to marry



Source: UN Women. 2022. Gender Equality Attitudes Study: Second Wave Survey 2020 (results for women and men).

3.2

Family roles and responsibilities

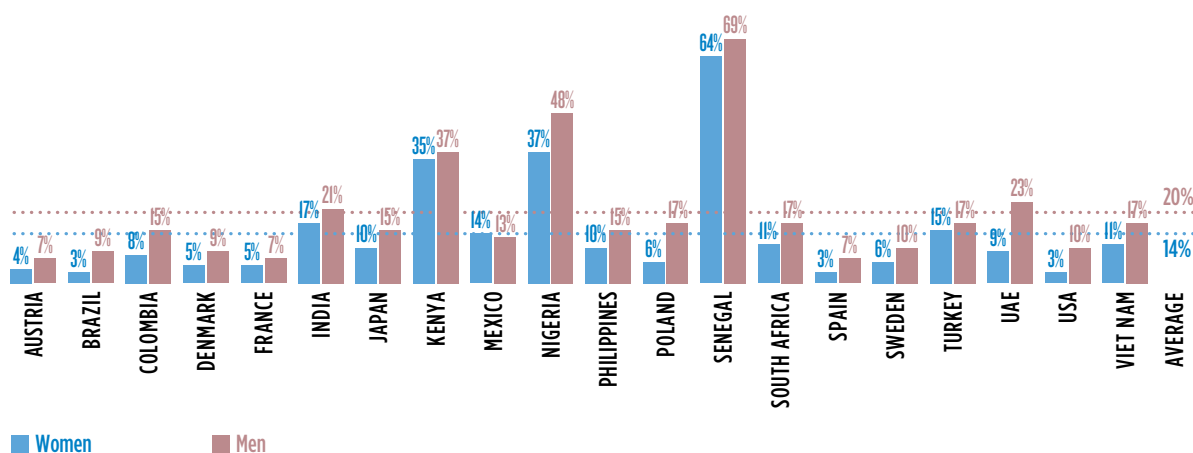


On average, men are more likely than women to disagree that a woman should be free to refuse sex with her partner. Across the 20 countries, 14% of female respondents disagree that a woman should be free to refuse sex with her husband/partner under any circumstances, while only 20% of men disagree with the same.

Disagreement was well above average in Kenya, Nigeria and Senegal – with roughly two-thirds of respondents in Senegal, nearly half of respondents in Nigeria and more than one-third in Kenya disagreeing that a woman should be free to refuse sex with her partner. When comparing answers between female and male respondents, the wider gaps in disagreement are in the UAE, with a 14-percentage-point difference between women and men; Nigeria with 11 percentage points; and Colombia and the USA, each with a 7-percentage-point difference.

FIGURE 14

Percentage of respondents who disagree that a woman should be free to refuse sex with her husband/partner



Source: UN Women. 2022. Gender Equality Attitudes Study: Second Wave Survey 2020 (results for women and men).

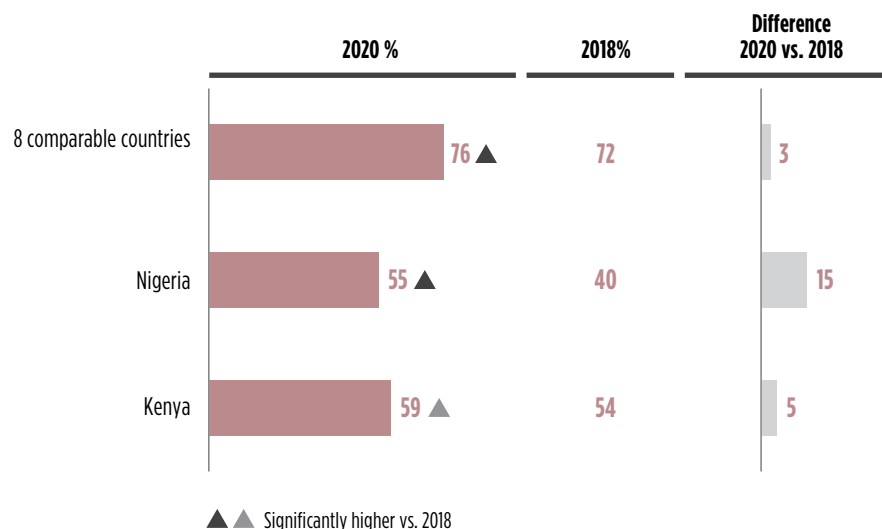
Note: Strongly disagree/disagree (%)

3.2 Family roles and responsibilities

Since 2018, there are indications of more progressive attitudes regarding women's rights. Across the eight comparable countries, there has been an increase of 3 percentage points in the number of respondents who agree that a woman should be free to refuse sex with her husband or partner. This is most notable in Nigeria and Kenya, which saw increases of 15 and 5 percentage points, respectively.

FIGURE 15

Comparative percentages of respondents who say a woman should be free to refuse sex with her husband/partner

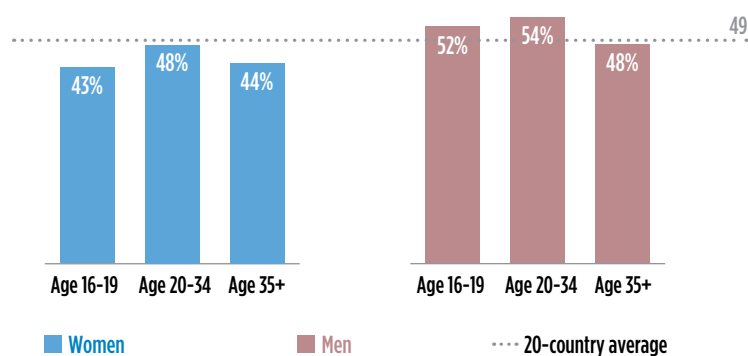


Source: UN Women. 2022. Gender Equality Attitudes Study: Second Wave Survey 2020 (results for women and men).
Note: Strongly agree/agree (%).

When it comes to expectations around family roles, it is clear that half of respondents (49%) expect women to be the primary caregiver across all age groups. This belief is held more strongly by men, particularly those under the age of 35.

FIGURE 16

Percentage of respondents who say women should work less and devote more time to caring for their families



Source: UN Women. 2022. Gender Equality Attitudes Study: Second Wave Survey 2020 (results for women and men).
Note: Strongly agree/agree (%).

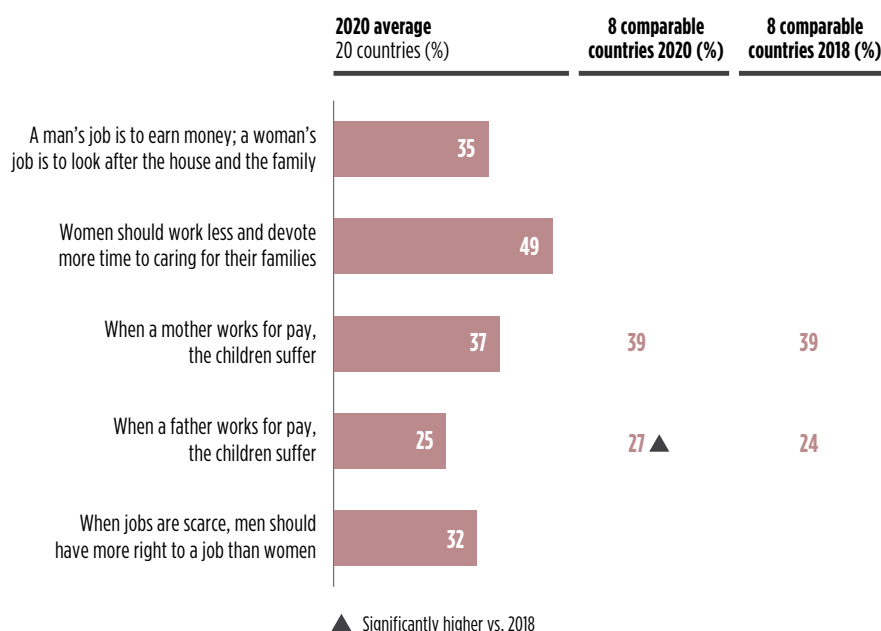
3.2 Family roles and responsibilities

People continue to believe outdated gender stereotypes that men should be providers and women should be caregivers. Across all 20 countries, 49% of all respondents agree that a woman should work less and devote more time to caring for their family. Another 35% believe that a man's job is to earn money, while a woman's job is to look after the house and family. Moreover, 37% agree that children suffer when a mother works for pay.

Although more respondents agree that children suffer when a mother works for pay, across the comparable countries there was a 3-percentage-point increase in agreement from 2018 to 2020 that when a father works for pay, the children suffer.

FIGURE 17

Percentage of respondents who believe men should be providers and women should be caregivers



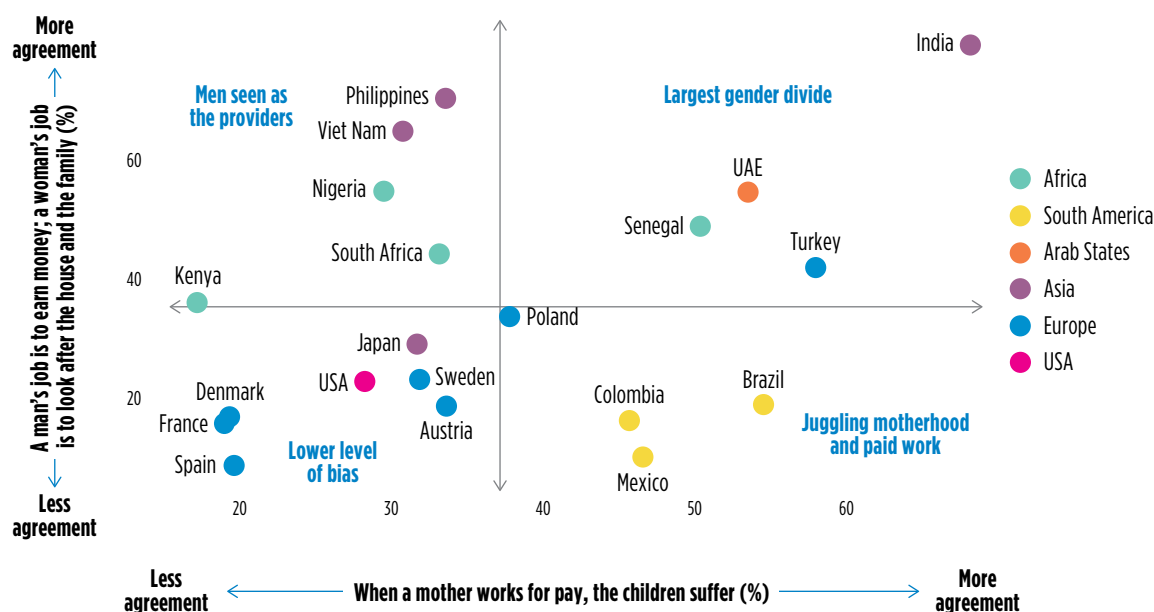
Source: UN Women. 2022. Gender Equality Attitudes Study: Second Wave Survey 2020 (results for women and men).

3.2 Family roles and responsibilities

While antiquated gender stereotypes regarding the roles of providers and caregivers persist globally, the precise dynamics vary across countries

FIGURE 18

Perceived gender roles of men as providers and women as caregivers, across countries



Men seen as the providers

Includes countries with above-average endorsement of the statement 'a man's job is to earn money' and below-average endorsement of 'when a mother works for pay, the children suffer'.

Only 50% of Nigerian women are formally employed, compared to 60% of men. **Nigerian law does not mandate non-discrimination in employment based on gender, nor equal pay for work of equal value.**

Women are not allowed to work in the same industries or perform the same tasks at work. For example, it is illegal for women to work overnight in manual labour.¹

Largest gender divide

Includes countries with above-average endorsement for both 'when a mother works for pay, the children suffer' and a 'man's job is to earn money'.

Women in India spend around 5 hours a day on unpaid care work, compared to 30 minutes for men.²

Lower level of bias

Includes countries with below-average endorsement for both 'when a mother works for pay, the children suffer' and a 'man's job is to earn money'.

While a lower level of bias is observed relative to other countries, discrimination still persists. There are few women in senior private sector roles in Denmark and Sweden.

Only 28% of managers are female in Denmark and 36% in Sweden.³

The gender pay gap is 14% in Denmark and 11% in Sweden.⁴

Juggling motherhood & paid work

Includes countries with above-average endorsement of the statement 'when a mother works for pay, the children suffer' and below average endorsement for 'man's job is to earn money'.

In Mexico, it is **mainly the mother who helps children with homework**: 84% for pre-school children; 77% for primary school children and 60% for secondary school children. It may also be another female family member, but rarely the father (only 6% for pre-school, 8% for primary school and 10% for secondary school children).⁵

Source: Data based on the second wave of the Gender Equality Attitudes Study 2022 (results for women and men).

¹ Council on Foreign Relations. 2019. Nigeria's laws hold women back and the economy suffers. March.

² Strategy Business. 2020. "As India advances, women's workforce participation plummets." May.


³ Maddy Savafe, August, BBC. 2019. "The paradox of working in the world's most equal countries."

⁴ Eurostat. 2019. Gender Pay Gap.

⁵ National Institute of Statistics and Geography of Mexico (INEGI). 2020. Encuesta para la Medición del Impacto de COVID-19 en la Educación.

3.3

Safety from domestic violence



Reports of domestic violence increased in several countries during the COVID-19 pandemic, yet a decrease in the number of incidents reported in some countries was attributed to a lack of privacy, access to communication or support services.⁷ ‘Stay at home’ measures, living in closer proximity with each other, job losses and homeschooling reportedly caused tensions in many households, which in some cases resulted in abuse and left women vulnerable and with no means of escape.⁸

7 UN Women. 2020. “COVID-19 and ending violence against women and girls.” <https://www.unwomen.org/en/digital-library/publications/2020/04/issue-brief-covid-19-and-ending-violence-against-women-and-girls>

8 Ibid.

3.3 Safety from domestic violence

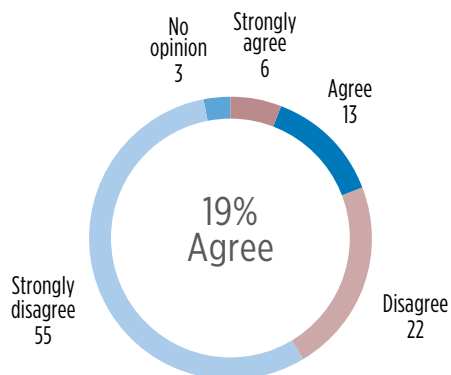
Concerningly, this violence was perceived to be legitimate by some, with the difficulties of imposed ‘lockdowns’ providing a pretext for abusive and unlawful behaviour. On average, 19% of all respondents think there are acceptable circumstances for someone to hit their spouse or partner. In the eight comparable countries, there has been an increase of 2 percentage points in respondents agreeing that there are acceptable circumstances for someone to hit their spouse/partner in 2020 compared to 2018.

Younger women (aged 16–34) are seemingly less confident about claiming equality in their relationship compared to younger men and compared to older women. Those in rural locations and with a lower income are most likely to condone or fail to recognize domestic violence.

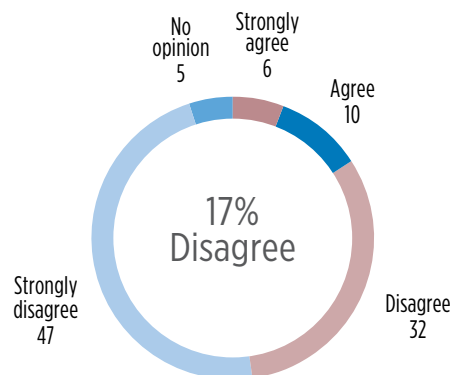
Overall, 17% of respondents disagree that a woman should be free to refuse sex with her partner.

FIGURE 19

There are acceptable circumstances for someone to hit their spouse or partner



A woman should be free to refuse sex with her husband/partner



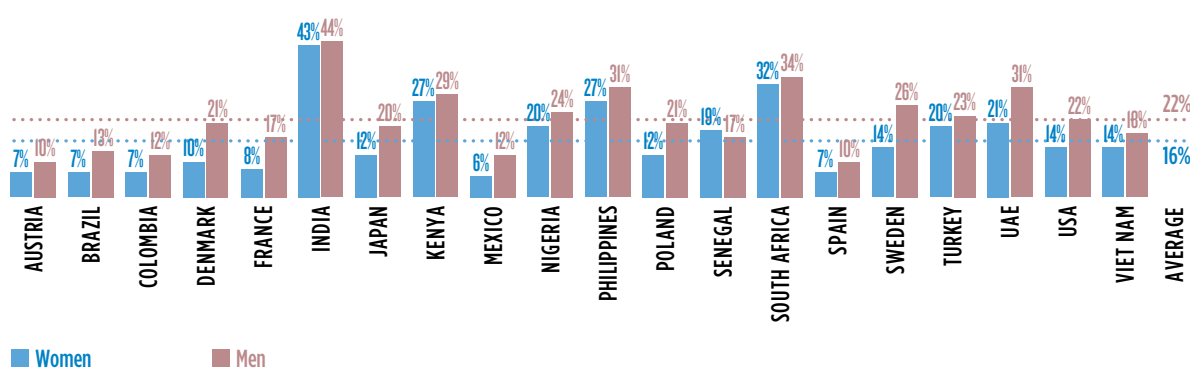
Source: UN Women. 2022. Gender Equality Attitudes Study: Second Wave Survey 2020 (results for women and men).

3.3 Safety from domestic violence

Cultural acceptance of domestic violence varies hugely by country, but on average men are more likely to condone it compared to women (22% compared to 16%, respectively). In India, however, nearly half of all respondents agree that there are acceptable circumstances for someone to hit their spouse.

FIGURE 20

Percentage of respondents who say that there are acceptable circumstances to hit spouse/partner



Source: UN Women. 2022. Gender Equality Attitudes Study: Second Wave Survey 2020 (results for women and men).

Note: Strongly agree/agree (%).

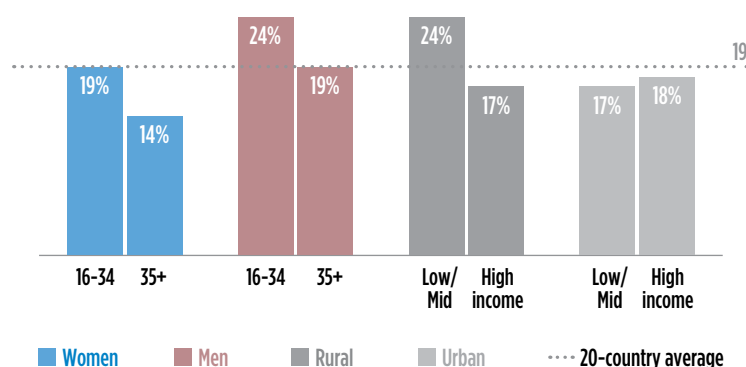
3.3 Safety from domestic violence

Younger men and those in rural locations with a lower income are those most likely to condone or fail to recognize domestic violence. For example, 1 in 4 men aged 16-34 and respondents from low-income communities think there are acceptable circumstances to hit a spouse or partner and nearly an equal proportion believe women should not be free to refuse sex with their husband/partner under any circumstance.

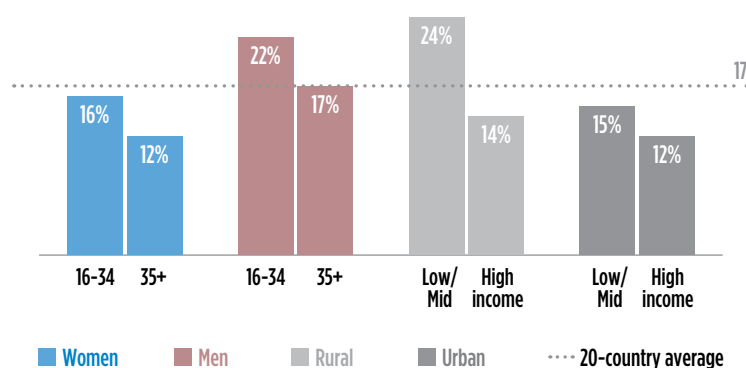
When analysing responses for women, it appears that younger women are less confident about their rights in comparison to older women. For example, 19% of women aged 16-34 agree that there are acceptable circumstances for someone to hit their partner, compared to 14% of women aged 35 or over. Similarly, 16% of women aged 16-34 disagree that a woman should be free to refuse sex with her partner, compared to 12% of women aged 35 or over.

FIGURE 21

Percentage of respondents who say that it is acceptable to hit a spouse or partner



Percentage of respondents who say that women should not be free to refuse sex



Source: UN Women. 2022. Gender Equality Attitudes Study: Second Wave Survey 2020 (results for women and men).

Notes: The question about whether there are acceptable circumstances for someone to hit their spouse or partner includes those who strongly agree/agree (%). The question about whether a woman should be free to refuse sex with her husband/partner reflects respondents who strongly disagree/disagree (%).

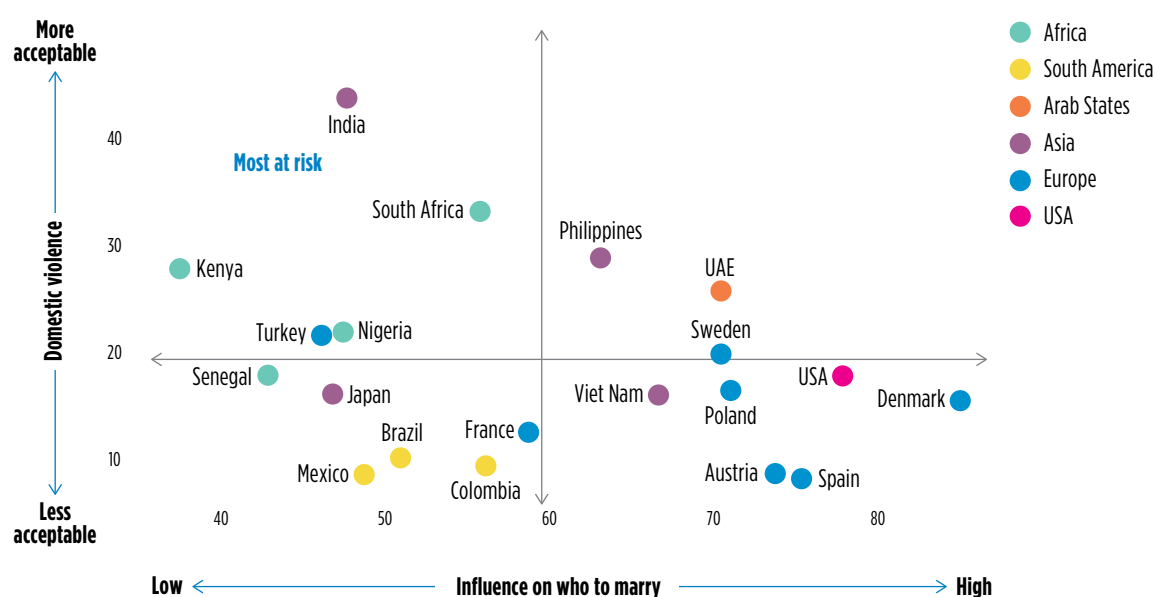
3.3 Safety from domestic violence

Women in India, Kenya, Nigeria, South Africa and Turkey are deemed most at risk, as they have the least influence over the decision about who they marry, and belong to societies that are more likely to tolerate domestic violence.

In the European countries studied, as well as the USA and Viet Nam, domestic violence is seen as less acceptable, and women are perceived as having greater influence on the decision about who they marry.

FIGURE 22

Potential risk to women's safety by country: domestic violence and lack of influence in the decision about who they marry



Source: UN Women. 2022. Gender Equality Attitudes Study: Second Wave Survey 2020 (results for women and men).

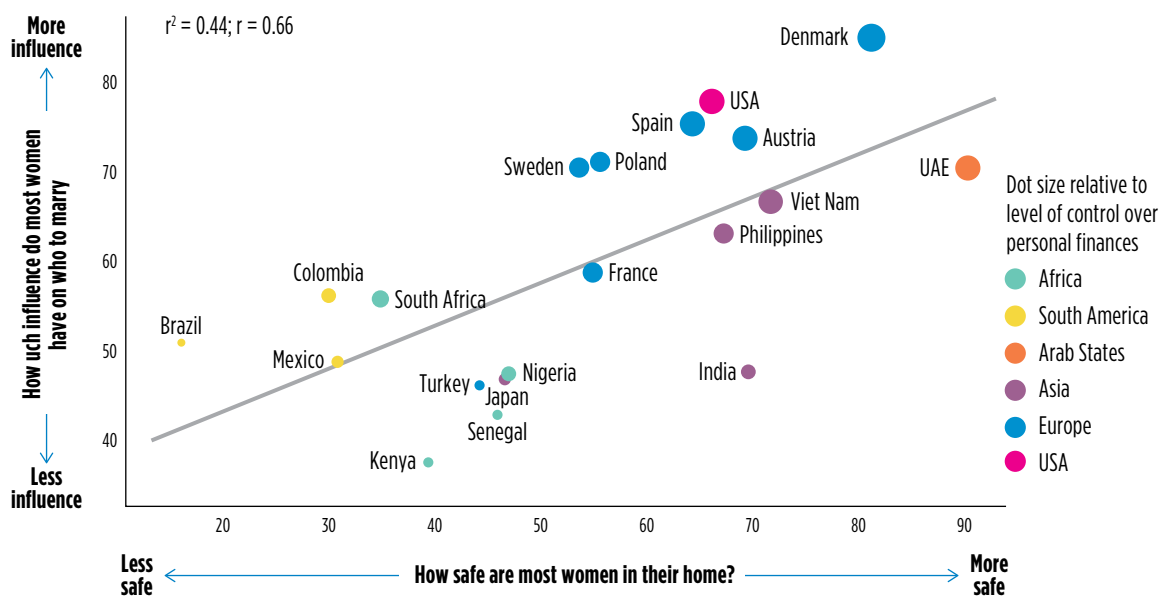
Notes: How much influence do most women in your country have on their decision of whom to marry? (Percentage of respondents in the 4 top levels on a 11-point scale). There are acceptable circumstances for someone to hit their spouse or partner (strongly agree/agree %).

3.3 Safety from domestic violence

Women who have less influence on the decision about who they marry are less likely to feel safe at home and less likely to have the financial means to choose to leave.

FIGURE 23

Correlation between women's perceived level of safety at home and control over who to marry



Source: UN Women. 2022. Gender Equality Attitudes Study: Second Wave Survey 2020 (results for women and men).

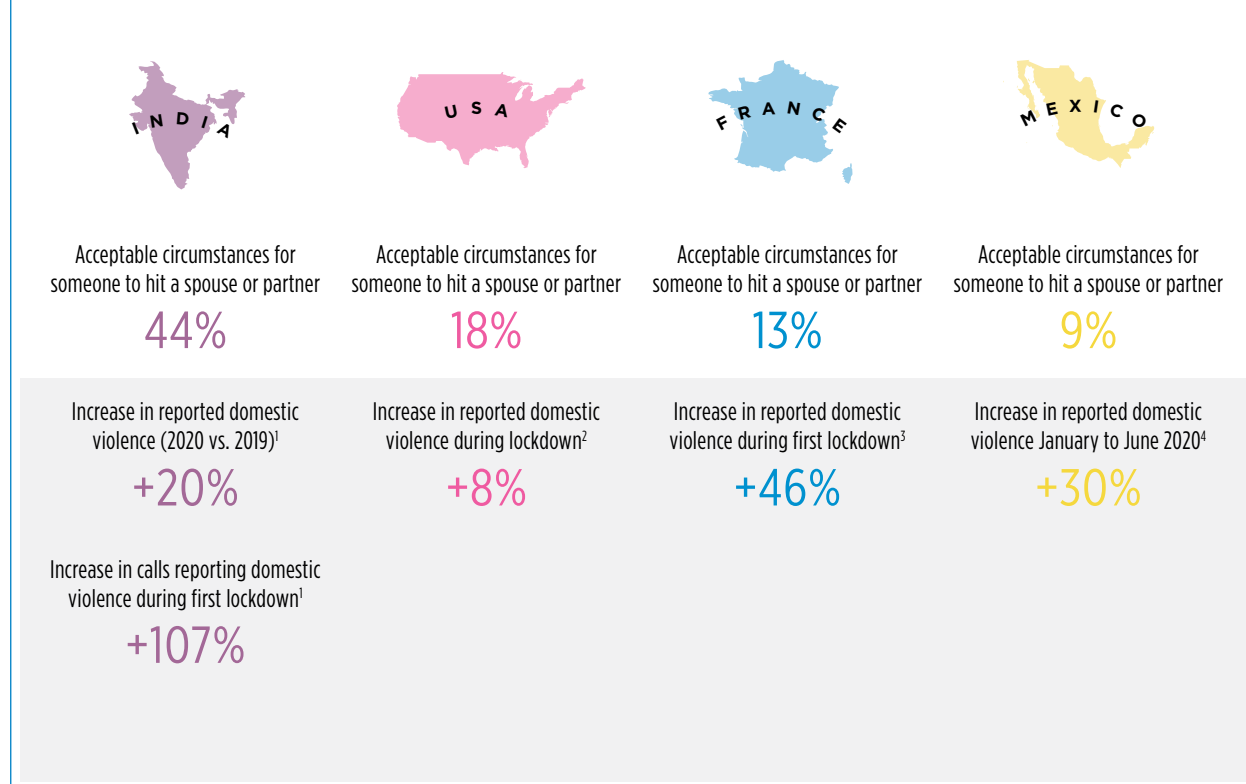
Notes: Questions include: How safe are most women in your country when they are in their home? How much influence do most women in your country have over the decision of who to marry? How much control do most women in your country have over their personal finances? (The latter is measured by dot size). All track the percentage of respondents who most agree on an 11-point scale.

3.3 Safety from domestic violence

Reported cases of domestic violence increased during the COVID-19 pandemic, even in countries where domestic violence is less tolerated. Lockdown measures increased the risk factors for domestic violence and meant that women could not escape abusive partners or leave their homes to seek protection.

TABLE 2

Correlation between attitudes towards domestic violence and increase in domestic violence amid COVID-19



¹ National Commission for Women, India. 2020. Nature-Wise Report of the Complaints Received by NCW in 2020 and 2019.

² National Commission on COVID-19 and Criminal Justice. 2021. Domestic Violence during COVID-19.

³ French Ministry of the Interior, as cited in a 2020 article by *Le Point*. https://www.lepoint.fr/societe/confinement-moins-de-feminicides-que-d-habitude-revele-schiappa-21-05-2020-2376427_23.php

⁴ Mexico's Secretary of the Interior, as cited in a 2020 article by *Animal Politico*. <https://www.animalpolitico.com/2020/07/llamadas-violencia-mujeres-aumentaron-segob-amlo/>

4.

Barriers at the societal level



Barriers to gender equality at a societal level can be seen in women and men's differential access to public services, such as quality education and health care, and to opportunities for economic empowerment, political leadership and decision-making. They impact women's feelings of safety in public spaces and in workplaces, potentially limiting their choices. Gender stereotypes also permeate and are reinforced by media, which can influence societal attitudes.

Respondents across countries perceived relatively small gaps between most women and most men in their access to quality education and quality basic health care. Yet men consistently report that it is easier for them to access quality education and health care across all income levels.

Despite the general acknowledgement that more opportunities for women in politics is essential for the future success of the respondents' country, it is nonetheless deemed difficult for women to run for elected office. Multiple barriers block women's entry into politics. Men are perceived to be better political leaders, and there are gendered expectations for women to balance work and family duties.

Across countries, 13% of respondents believe most women feel unsafe at home and 19% think most women feel unsafe in public spaces. The perception of women's safety varies considerably by country, with safety in public spaces seen as far lower than at home, on average.

The study also reveals persistent barriers to safety in the workplace and that women's appearance is subject to scrutiny. Men are more likely to agree that women call attention to themselves based on how they dress and to agree that it is appropriate to discuss a female colleague's appearance at work.

In the media, both women and men are typically perceived to be portrayed in traditional female and male roles, which both reflects and reinforces gender stereotypes.

4.1

Education and health care



Although women's access to quality education and affordable health care is perceived as essential to future success across all surveyed countries, cultural biases persist. Respondents' perceptions of most women having access


to quality family planning varies between countries, and university education is considered more important for boys in societies that believe a man's job is to earn money and a woman's is to look after the house and family.

Yet, across surveyed countries, 1 respondent in 4 agrees with the statement 'In times of food shortages, priority should be given to men', with the highest rates of agreement in India (60%), Nigeria (50%), Senegal (45%) and South Africa (42%). This is a shocking belief that explains why in certain marginalized communities – including indigenous, pastoral, agricultural and coastal communities – when food and water become less available, women suffer the most, facing higher risks to their health and well-being and even seeing their lives jeopardized.⁹

⁹ See <https://www.unwomen.org/en/news/in-focus/women-and-the-sdgs/sdg-2-zero-hunger>

4.1.a

Education

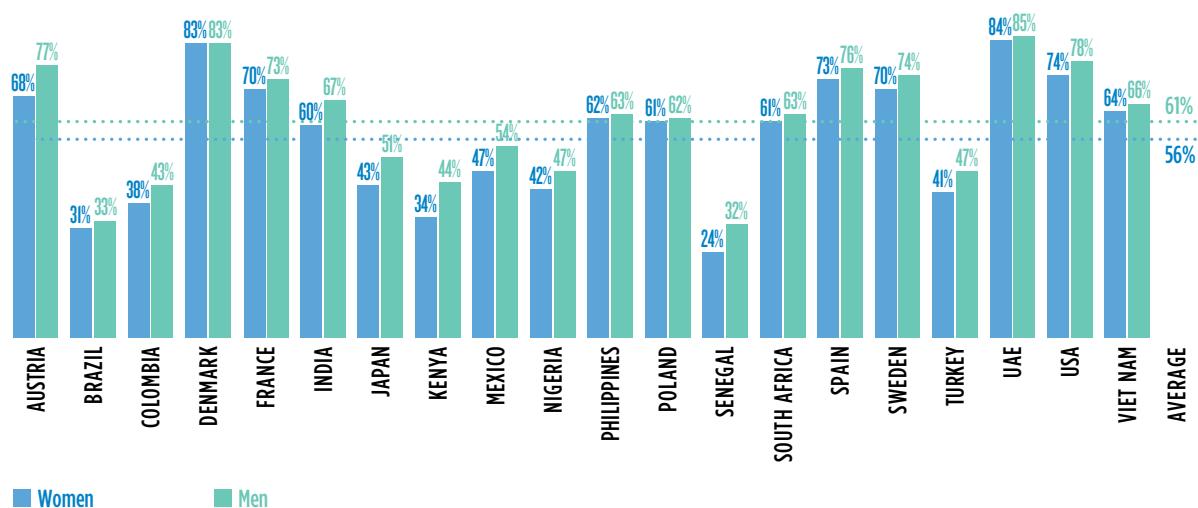


Overall, most respondents agree that it is easier for men to access quality education at all levels than it is for women (61 versus 56%, respectively). In fact, the responses were only equal for men and women in one country (Denmark).

While the gender gap in education is perceived as being smaller than for politics and business, any gap identified is a concern given the important role education plays in improving gender equality.

FIGURE 24

Percentage of respondents who say that it is easy to get a quality education in their country



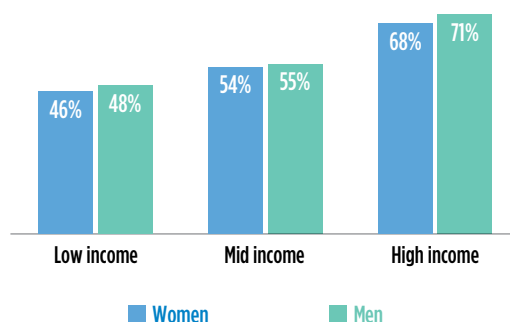
Source: UN Women. 2022. Gender Equality Attitudes Study: Second Wave Survey 2020 (results for women and men).

4.1.a Education

Access to education varies in relation to wealth, but men are more likely to perceive their own ease of access across all income levels. The largest gap is at upper levels, where 68% of high-income women agree that it is easy for them to get a quality education, compared to 71% of men at the same income level.

FIGURE 25

Percentage of respondents who say that it is easy to get a quality education



Source: UN Women. 2022. Gender Equality Attitudes Study: Second Wave Survey 2020 (results for women and men).

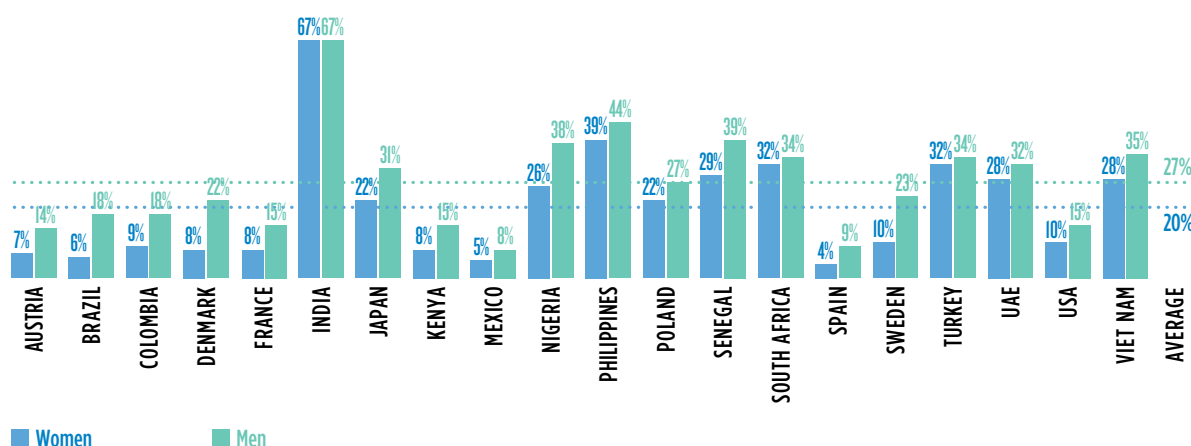
Note: The question asked: "How easy is it for YOU to get a quality education in your country?" (Percentage of respondents who said it was either completely or somewhat important).

University education is considered to be more important for boys than for girls in some countries – most notably in India, where 2 out of 3 respondents agree, and where this bias is held by both men and women equally. Women and men respondents were least likely to agree with this statement in Mexico and Spain.

Overall, across 20 countries, 27% of male respondents and 20% of female respondents agree that it is more important for a boy to get a university education than a girl. Those countries where the gaps are widest between male and female respondents are Denmark, Sweden and Nigeria (where men are 14, 13 and 12% more likely to agree than women, respectively).

FIGURE 26

Percentage of respondents who say that it is more important for a boy to get a university education than a girl



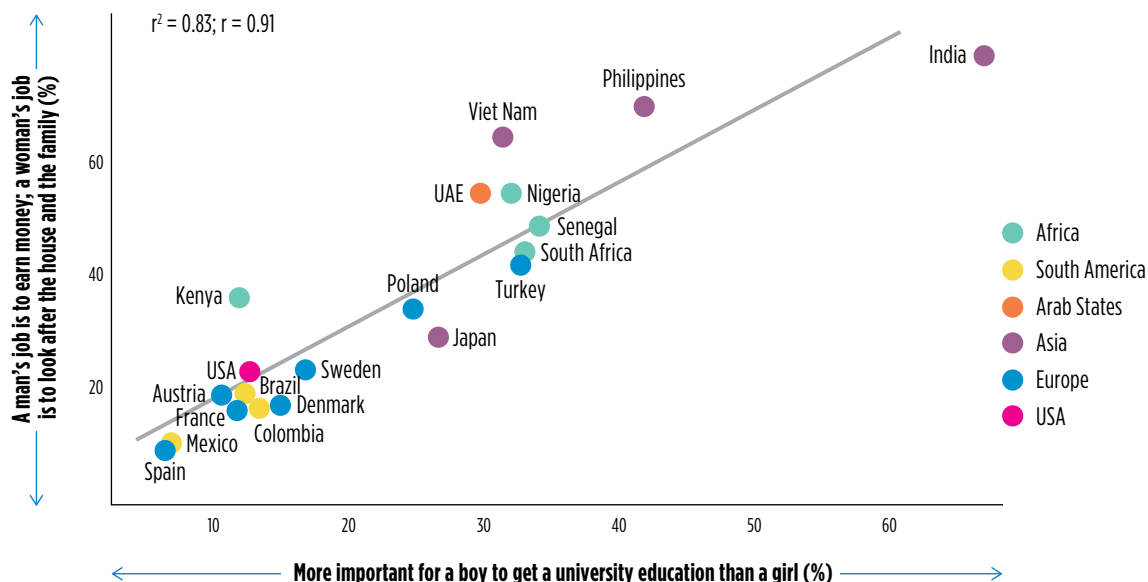
Source: UN Women. 2022. Gender Equality Attitudes Study: Second Wave Survey 2020 (results for women and men).

4.1.a Education

A boy's education is more likely to be prioritized in societies that believe a woman's place is in the home.

FIGURE 27

Correlation between gendered prioritization of access to higher education and expected gendered roles in society



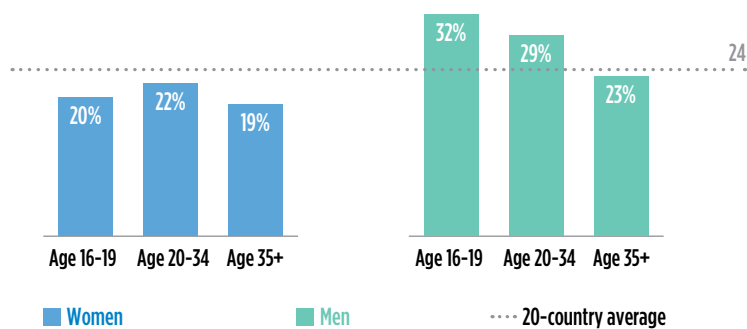
Source: UN Women. 2022. Gender Equality Attitudes Study: Second Wave Survey 2020 (results for women and men).

Note: Strongly agree/agree (%).

Across countries, responses also vary across gender and age cohorts. For example, among young men and boys aged 16-19, 32% agree that it is more important for a boy to get a university education than a girl, compared to only 20% of women and girls who agree in the same age group.

FIGURE 28

Percentage of respondents who say that it is more important for a boy to get a university education than a girl (%)



Source: UN Women. 2022. Gender Equality Attitudes Study: Second Wave Survey 2020 (results for women and men).

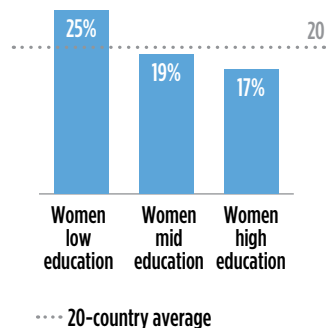
Note: Gender/age cohort (2020). Strongly agree/agree (%).

4.1.a Education

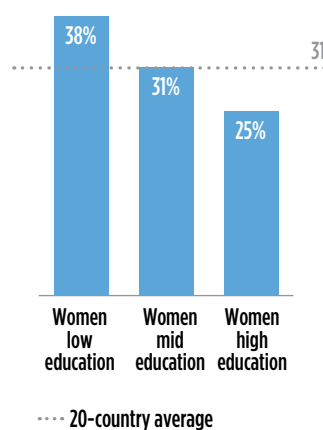
Women respondents with a higher level of education are less likely to agree that it is more important for a boy to get a university education than a girl (17%, compared to 25% of women with low education). There also appears to be a similar and direct correlation between level of education and perceptions regarding men's roles as breadwinners and women's as caregivers. This suggests that such biases are likely to prevail if girls do not get better access to education.

FIGURE 29

It is more important for a boy to get a university education than a girl



A man's job is to earn money; a woman's job is to look after the house and the family



Source: UN Women. 2022. Gender Equality Attitudes Study: Second Wave Survey 2020 (results for women and men) (results for women and men).
Note: Women/Education cohort (2020). Strongly agree/agree (%).

4.1.a Education

Higher levels of education drive more progressive attitudes across all dimensions for both genders.

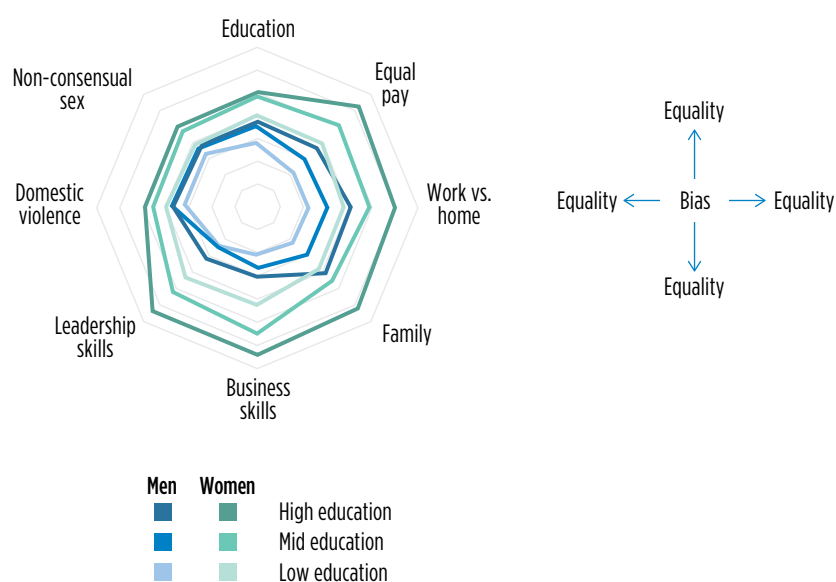
FIGURE 30

Correlation between education level and gender biases

The closer a group is to the centre, the more gender biases they hold.

A bigger circle indicates more progressive attitudes.

Men with less education hold more gender-biased views across all areas, especially in terms of women's participation in business and leadership.



Source: UN Women. 2022. Gender Equality Attitudes Study: Second Wave Survey 2020 (results for women and men).

Note: Scores indexed vs. 20-country average (100).

4.1.b

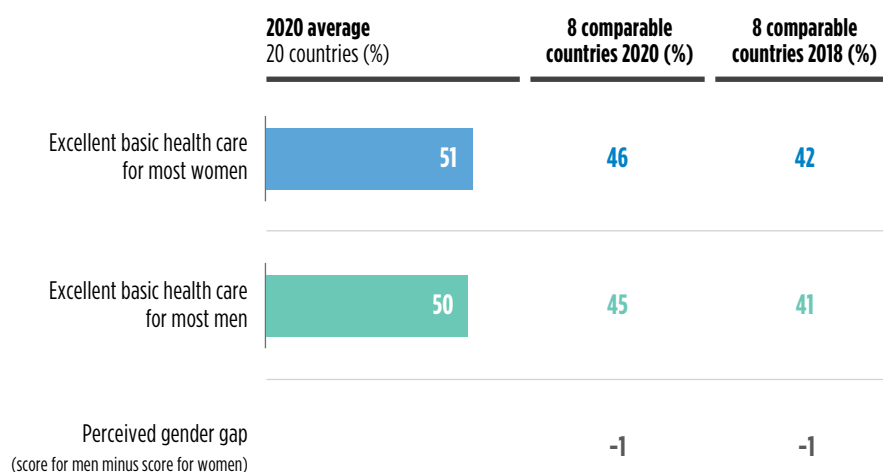
Health care



Respondents perceive that there is parity in quality health care that is available to women and to men. At least 51% of respondents agree that most women have access to excellent primary health care, and 50% say the same for men. In the eight comparable countries, progress has been identified between 2018 and 2020, with an increase of 4 percentage points in respondents' perception of most women's and most men's access to excellent basic health care.

FIGURE 31

Percentage of respondents who say it is easy for most women/men to get basic and quality health care



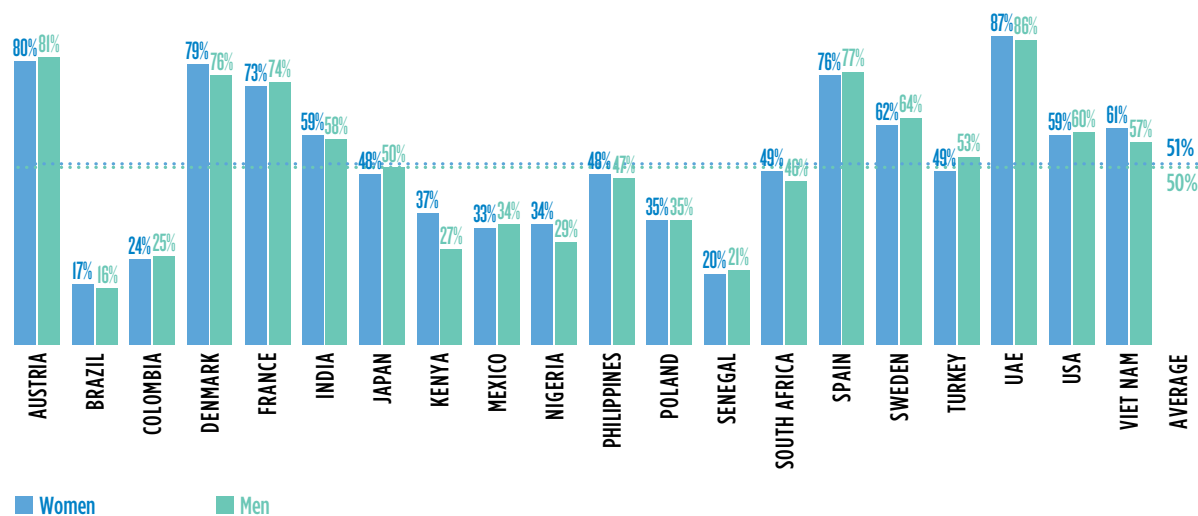
Source: UN Women. 2022. Gender Equality Attitudes Study: Second Wave Survey 2020 (results for women and men).

4.1.b Health care

While the quality of basic health care is hugely variable across countries, it is largely perceived to be similar for women and men. On average, half of all respondents agree that most women and most men have access to excellent primary health care.

FIGURE 32

Percentage of respondents who agree most women and most men have access to excellent primary health care



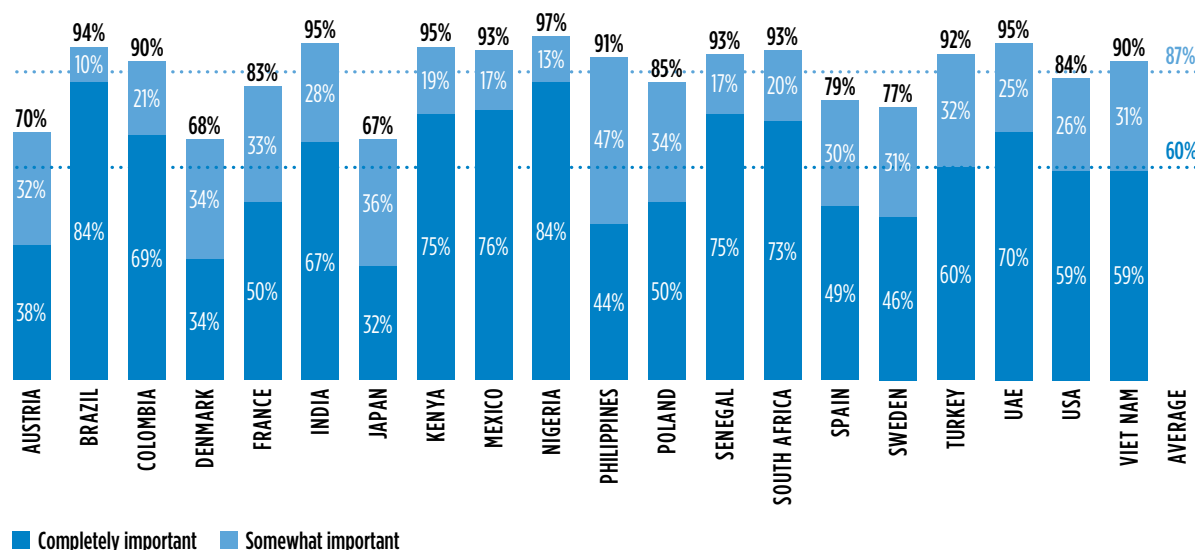
Source: UN Women. 2022. Gender Equality Attitudes Study: Second Wave Survey 2020 (results for women and men).

4.1.b Health care

At the same time, more affordable primary health care for women is generally deemed as being more important in low-income countries. For example, 87% of respondents agree that having more affordable primary health care for women is important for their country's future progress and 60% agree that it is completely important.

FIGURE 33

Percentage of respondents who agree that more affordable primary health care for women is important for their countries' future progress



Source: UN Women. 2022. Gender Equality Attitudes Study: Second Wave Survey 2020 (results for women and men).

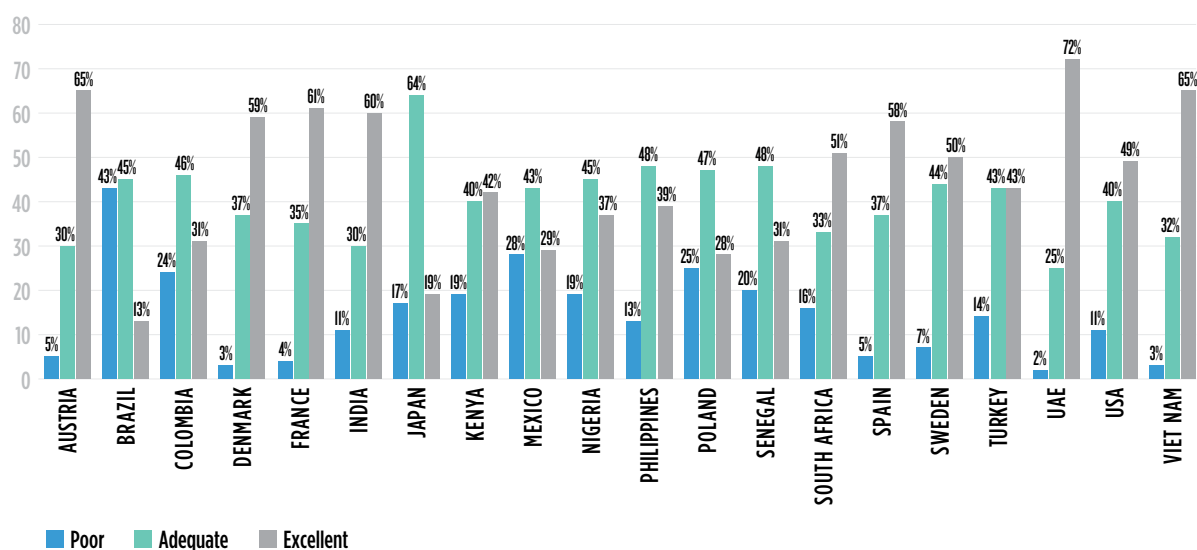
Note: Components may not sum to totals because of rounding.

4.1.b Health care

The majority of respondents perceive that most women have access to family planning, even if quality differs across countries. Nevertheless, in all countries there is room for improvement. The countries with the highest number of respondents citing the quality of family planning as poor were Brazil, Colombia, Mexico and Poland.

FIGURE 34

Percentage of respondents and their rating of the quality of family planning services in their country



Source: UN Women. 2022. Gender Equality Attitudes Study: Second Wave Survey 2020 (results for women and men).

4.2

Work/employment



Gender discrimination continues to exist in paid work and employment, and the perceived economic gender gap has widened.

Respondents see men as better suited to higher earning and business executive roles. In contrast, women are perceived to be better suited to lower-paid secretarial, administrative and cleaning jobs. Furthermore, 40% of men and 31% of women still believe that women should be the primary caregiver.

Before COVID-19, women already spent more time on unpaid care and domestic work than men and the pandemic has only intensified women's unpaid workloads, making it even more difficult for them to hold down a paid job.¹⁰

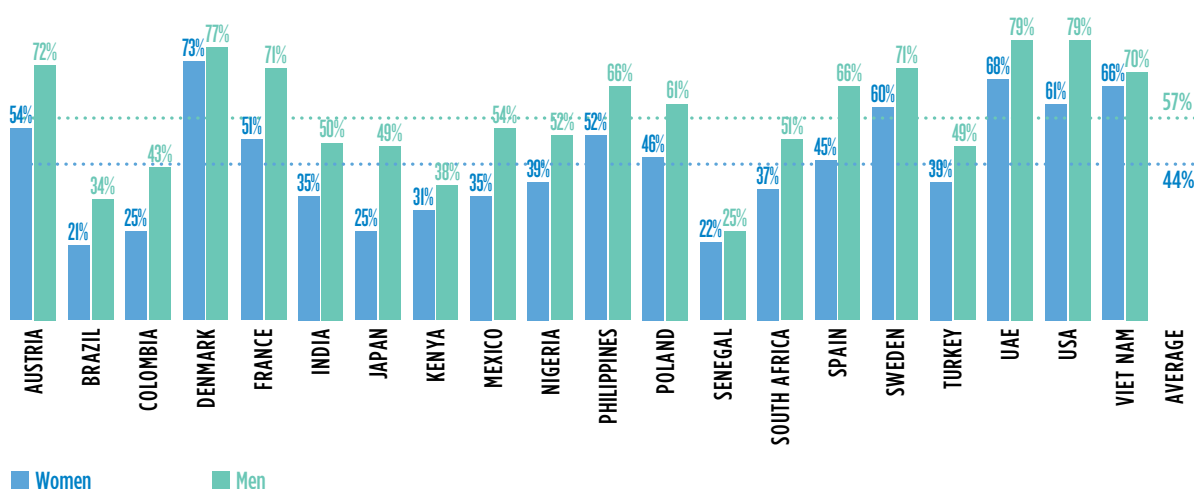
¹⁰ UN Women. 2020. Whose time to care? Unpaid care and domestic work during COVID-19. <https://data.unwomen.org/publications/whose-time-care-unpaid-care-and-domestic-work-during-covid-19>

4.2 Work/employment

In most countries, respondents perceive that it is significantly more difficult for women to be hired as skilled workers compared to men, with 44% of all respondents agreeing that it is easy for women to be hired as skilled workers, compared to 57% who recognize this ease for men.

FIGURE 35

Percentage of respondents who say it is easy for most women/men to be hired as skilled workers in their country



3.4A

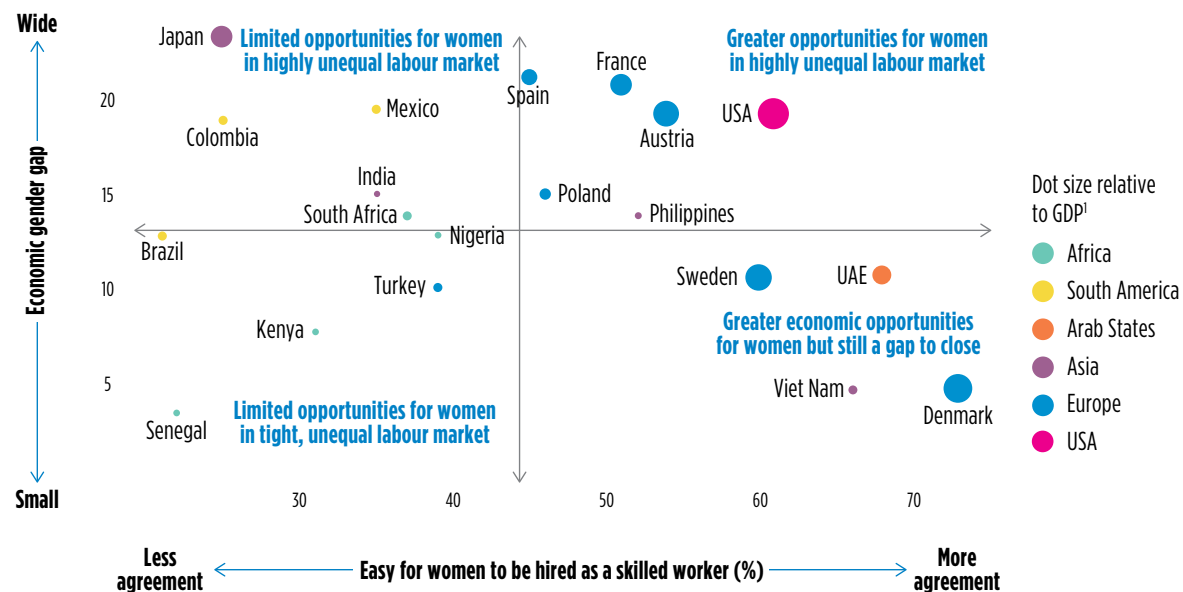
Source: UN Women. 2022. Gender Equality Attitudes Study: Second Wave Survey 2020 (results for women and men).

4.2 Work/employment

Challenges vary across different countries, but in those where it is easy for women to be hired as a skilled worker, a gender gap exists and men continue to have easier access to skilled jobs. In countries where it is difficult for both women and men to be hired as skilled workers, jobs may be scarce and priority is given to men.

FIGURE 36

Correlation between economic gender gap and women's opportunities to be hired as skilled workers



Source: UN Women. 2022. Gender Equality Attitudes Study: Second Wave Survey 2020 (results for women and men).

Notes: x-axis indicates responses to the question "How easy is it for most women to be hired as a skilled worker in your country?" (11-point scale, top 4 box); y-axis indicates responses to the question: "How easy is it for most [women/men] to be hired as a skilled worker?" (men minus women).

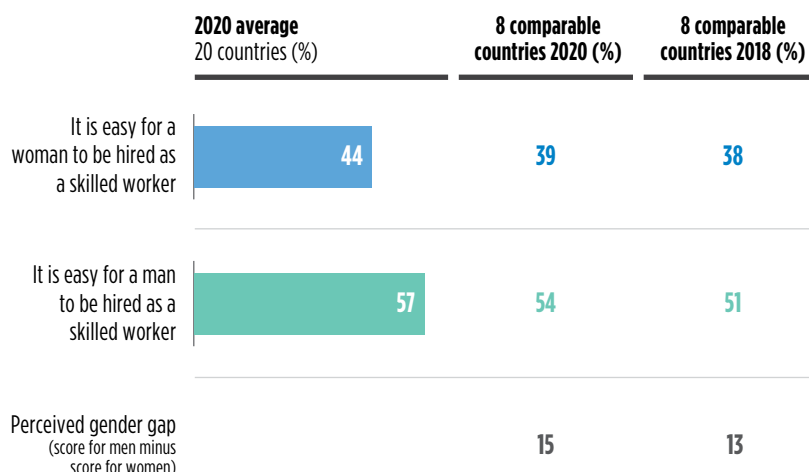
¹ International Monetary Fund 2020. GDP per capita, current prices (US dollars per capita). Data available at <https://www.imf.org/external/datamapper/NGDPDPC@WEQ/OEMDC/ADVEC/WEOWORLD>

4.2 Work/employment

There has been no decline in the perceived ease of women being hired as skilled workers; however, the gap compared to men has increased by 3 points since 2018.

FIGURE 37

Household responsibilities continue to limit women's access to skilled work

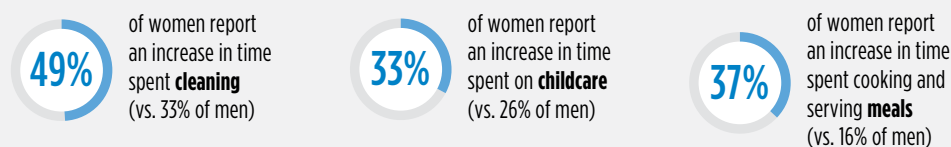


Source: UN Women. 2022. Gender Equality Attitudes Study: Second Wave Survey 2020 (results for women and men).

Before COVID-19, women already spent more time on unpaid care and domestic work than men and the pandemic has only intensified women's unpaid workloads.¹¹ UN Women's report reveals that women and girls have disproportionately suffered the socioeconomic impacts of COVID-19 – be it through lost jobs and reduced work hours, increased intensity of care and domestic work, or strains on their physical and mental health.¹² It reveals how gender attitudes and stereotypes may be the underlying cause of the disproportionate socioeconomic impacts of COVID-19 and other crises on women and girls – a conclusion also supported by the current study.

FIGURE 38

Burden of care for women during COVID-19



Source: UN Women. 2020. Gender Equality in the wake of COVID-19.

Across surveyed countries, 31% of all respondents agree that 'when jobs are scarce, men should have more right to a job than women'. Higher rates of agreement are found in South Africa, Turkey, the Philippines and Viet Nam, where nearly 50% of respondents agree. And in the UAE (56%), Nigeria (57%), Senegal (60%) and India (67%), this belief is shared even more broadly (see the 'Findings by country' section of this study).

¹¹ UN Women. 2020. Gender Equality in the wake of COVID-19. <https://data.unwomen.org/publications/whose-time-care-unpaid-care-and-domestic-work-during-covid-19>

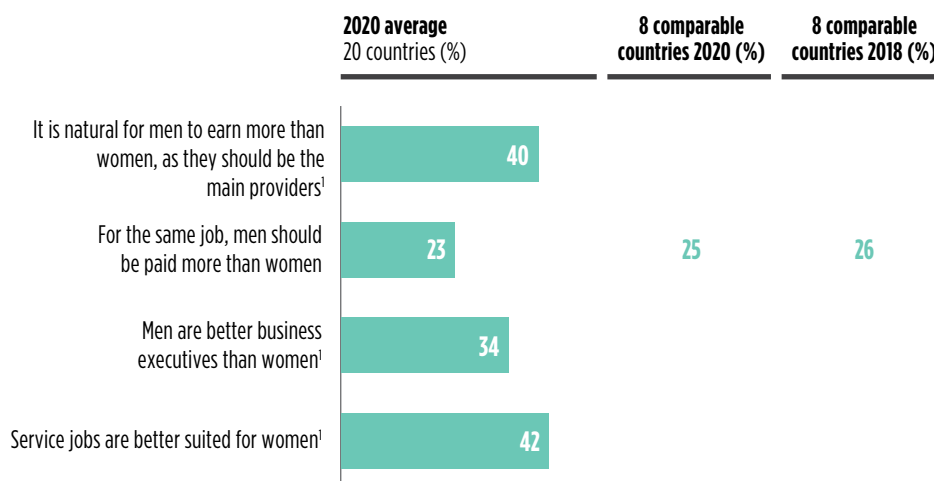
¹² UN Women. 2021. Women and girls left behind: Glaring gaps in pandemic responses.

4.2 Work/employment

Widespread biases exist around the type of roles that women can perform compared to men, with minimal changes observed between 2018 and 2020. Overall, 40% of respondents agree that it is natural for men to earn more than women and 23% believe that men should be paid more than women for the same job. Furthermore, 34% of respondents agree that men are better suited to higher-earning business executive roles than women, while 42% agree that lower-paid service jobs are more suitable for women.

FIGURE 39

Biases regarding women's ability and roles compared to men



Source: UN Women. 2022. Gender Equality Attitudes Study: Second Wave Survey 2020 (results for women and men).

¹ New questions added in 2020.

4.3

Leadership and political participation



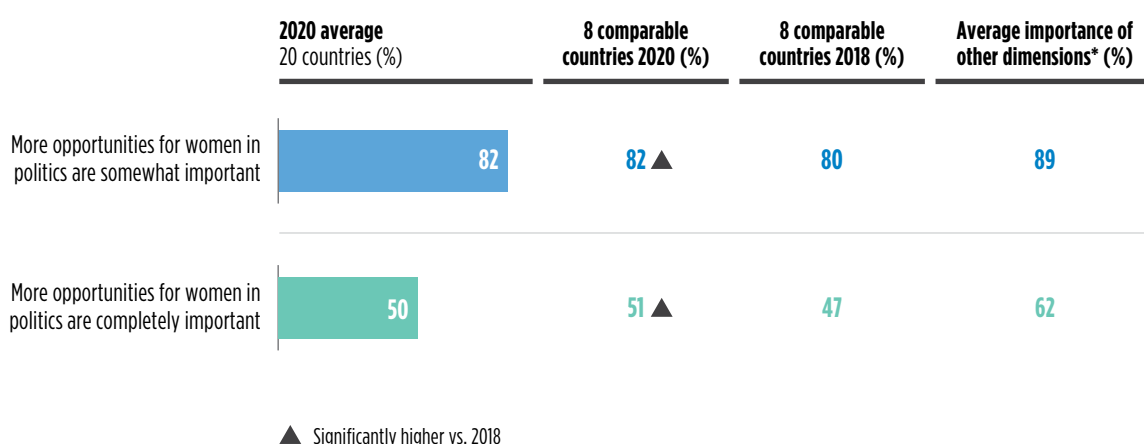
Despite general acknowledgement that having more opportunities for women in politics is important, and increased agreement since 2018, this is still not considered essential to a country's success. Only half of respondents believe it to be completely important, significantly fewer than the number who believe that equal pay for equal work is important.

Women continue to be underrepresented at all levels of decision-making worldwide: only 21% of government ministers are women,¹³ only 25.5% of national parliamentarians are women¹⁴ and only 36% of elected members in local deliberative bodies are women.¹⁵

This study suggests that there is general and increasing agreement among the eight comparable countries between 2018 and 2020 that having more opportunities for women in politics is important.

FIGURE 40

Valuing the importance of more opportunities for women in politics



Source: UN Women. 2022. Gender Equality Attitudes Study: Second Wave Survey 2020 (results for women and men).

Note: The average importance of other dimensions measures refers to health care, education, equal pay & business.

* Average of Health care, Education, Equal Pay & Business

13 Inter-Parliamentary Union (IPU). 2021. Global data on National Parliaments. [Average as of 1 June 2021].

14 IPU and UN Women. 2021. Women in Politics: 2021. [Information as of 1 January 2021].

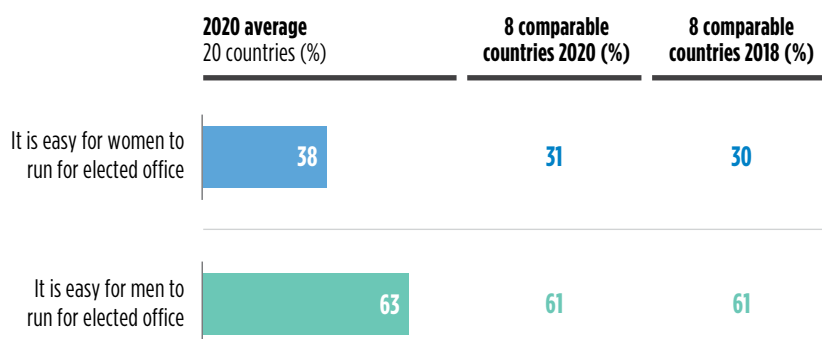
15 United Nations Statistics Division. 2020. United Nations Global SDG Database. [Data as of 1 January 2020, retrieved 1 August 2020].

4.3 Leadership and political participation

It is believed to be just as difficult for women to run for elected office as it was in 2018. In 2020, 38% of respondents believe it is easy for women to run for elected office compared to 63% who feel the same for men. In the eight countries with comparable data, this perception has not evolved.

FIGURE 41

Percentage of respondents who say that it is easy for a woman/man to run for elected office



Source: UN Women. 2022. Gender Equality Attitudes Study: Second Wave Survey 2020 (results for women and men).

FIGURE 42

Global representation of women in politics



Source: UN Women. N.D. Facts & figures: Women's Leadership & Political Participation (as of April 2020).

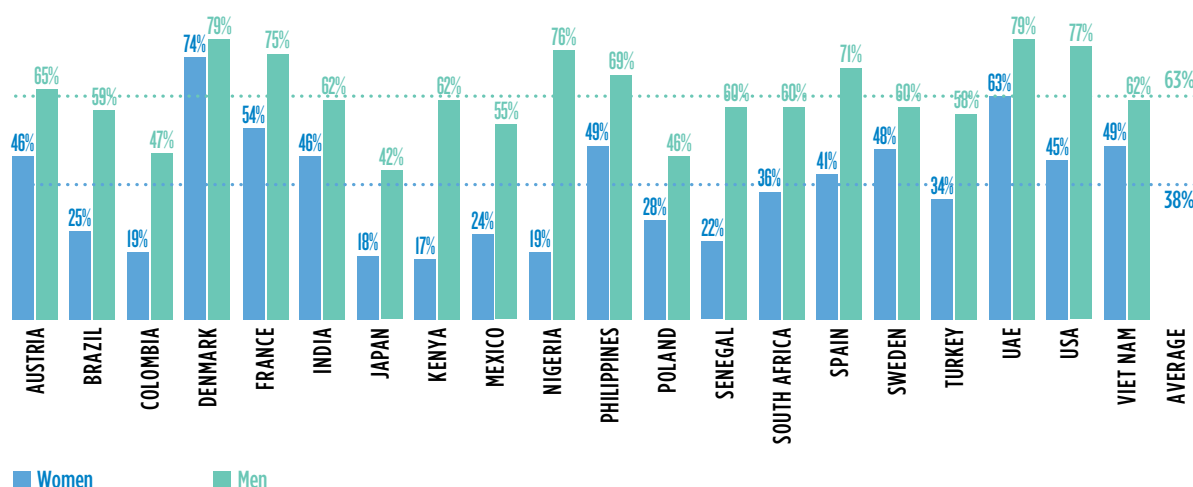
4.3 Leadership and political participation

When analysing the results by country, it can be observed that Denmark has the smallest gender gap in the perceived ease of women and men running for office (5 percentage points).

The most significant gender gaps between men and women are found in Colombia, Japan, Kenya and Nigeria, where fewer than 20% of respondents believe it is easy for women to run for elected office compared to men.

FIGURE 43

Percentage of all respondents who say that it is easy for a woman/man to run for elected office



Source: UN Women. 2022. Gender Equality Attitudes Study: Second Wave Survey 2020 (results for women and men).

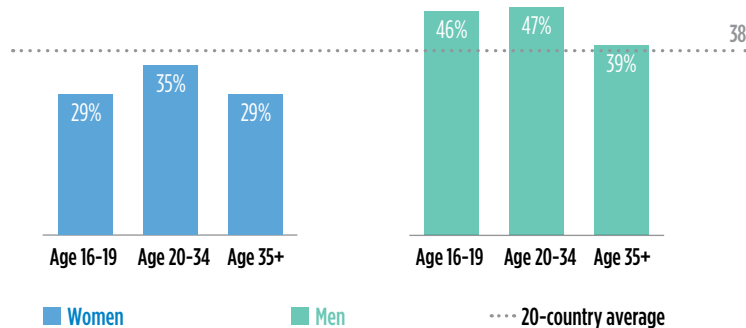
Note: Merges answers for women & men respondents.

4.3 Leadership and political participation

Men are more likely than women to believe that they are better political leaders. Across age groups, both women and men believe that men make better political leaders than women, although men's perception is higher than that of women.

FIGURE 44

Percentage of respondents who say that in general, men are better political leaders than women

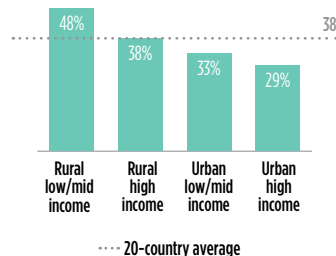


Source: UN Women. 2022. Gender Equality Attitudes Study: Second Wave Survey 2020 (results for women and men).
Note: Strongly agree/agree (%).

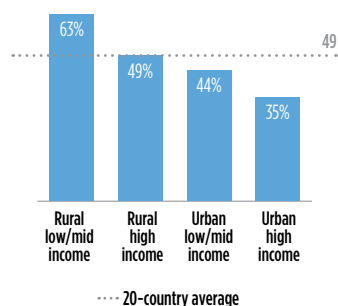
Overall, 38% of all respondents believe that men are better political leaders than women, and 49% agree that women should work less and devote more time to caring for their family. This belief is stronger in rural low- to mid-income communities, where 48% of respondents agree that men make better political leaders and 63% of respondents agree that women should work less and devote more time to caring for their family.

FIGURE 45

Percentage of respondents who say men are better political leaders than women



Percentage of respondents who say women should work less & devote more time to caring for their families



Source: UN Women. 2022. Gender Equality Attitudes Study: Second Wave Survey 2020 (results for women and men).
Note: Location/income cohort. Strongly agree/agree (%).

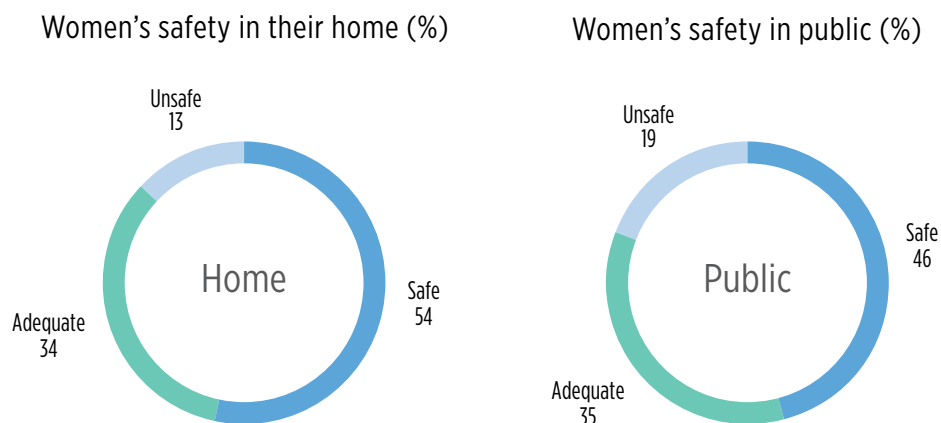
4.4

Barriers to safety in public spaces



Overall, 13% of respondents think most women feel unsafe in their homes, while 19% think most women feel unsafe in public spaces. Conversely, only 54% of respondents believe that most women feel safe in their home, and 46% think women feel safe in public spaces.

FIGURE 46




Source: UN Women. 2022. Gender Equality Attitudes Study: Second Wave Survey 2020 (results for women and men).

Notes: The question asked was: "How safe are most women in your country when they are [in their home/public]? By safe, we mean free from physical, mental or emotional harm. (11-point scale, safe = top 4; adequate = mid 3; unsafe = bottom 4).

4.4.a

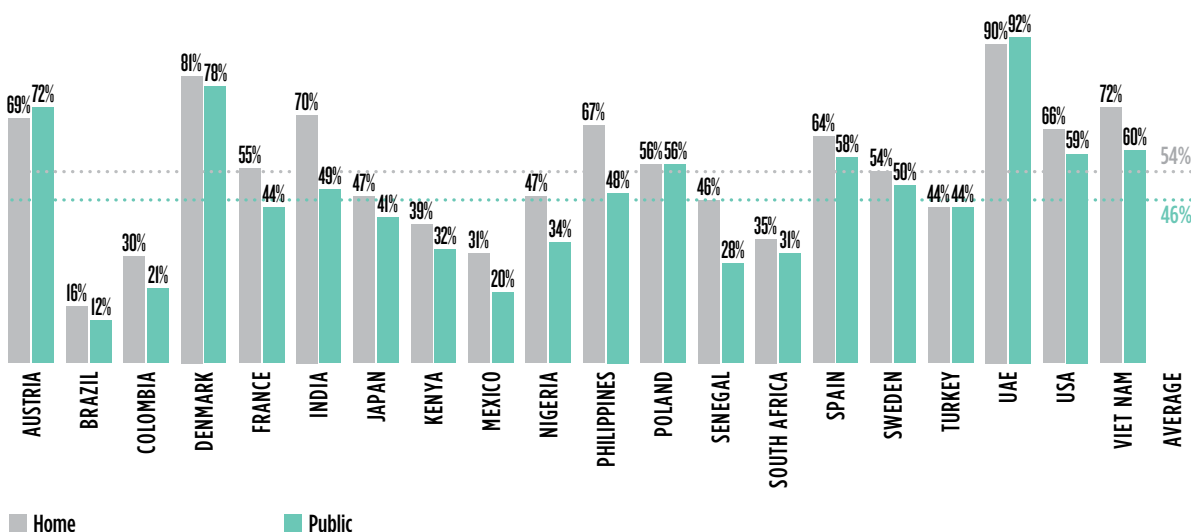
Safety at home versus public spaces



Feelings of safety vary considerably by country, with safety in public consistently lower than at home, on average. Safety in Brazil is of particular concern, where feeling safe is very low, both for most women at home (16%) and in public spaces (12%).

FIGURE 47

Percentage of respondents who say women feel safe in their home/in public



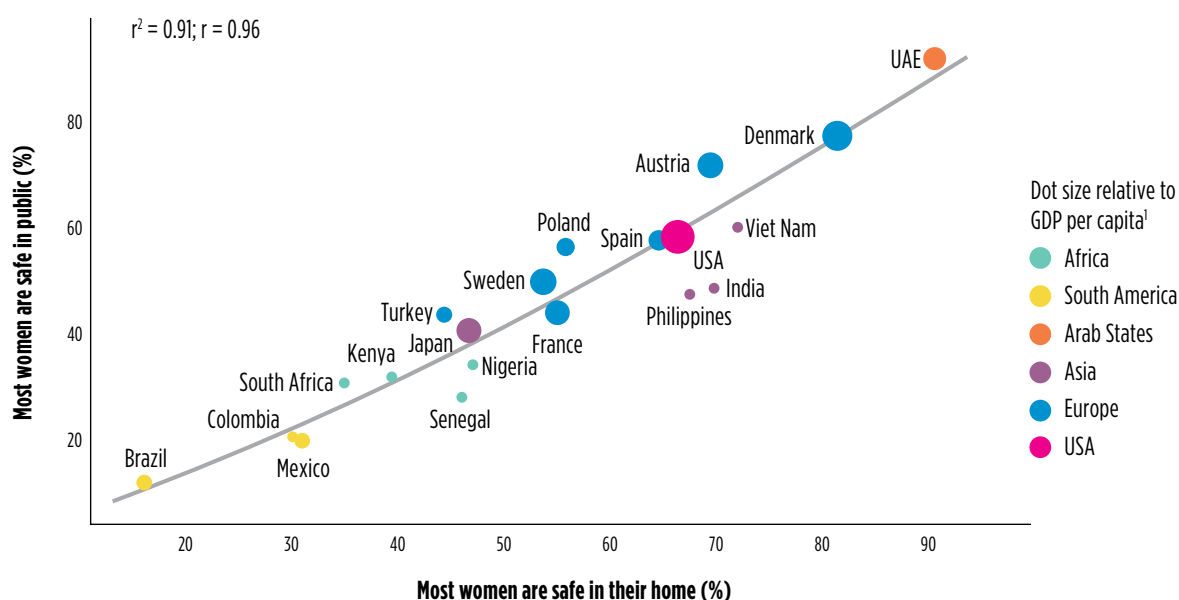
Source: UN Women. 2022. Gender Equality Attitudes Study: Second Wave Survey 2020 (results for women and men).

4.4.a Safety at home versus public spaces

At a regional level, women in South America and Africa are most vulnerable, at home and in public spaces. Data show that violence against women disproportionately affects low- and lower-middle-income countries and regions where this phenomenon tends to be widely accepted.¹⁶

FIGURE 48

Perception of women's safety at home and in public, comparing country income, per capita



Source: UN Women. 2022. Gender Equality Attitudes Study: Second Wave Survey 2020 (results for women and men); data related to GDP: International Monetary Fund. 2020. GDP per capita, current prices: Map 2020.

Note: How safe are most women in your country when they are in [their home/public]? (Percentage of respondents in the 4 top levels in a 11-point scale).

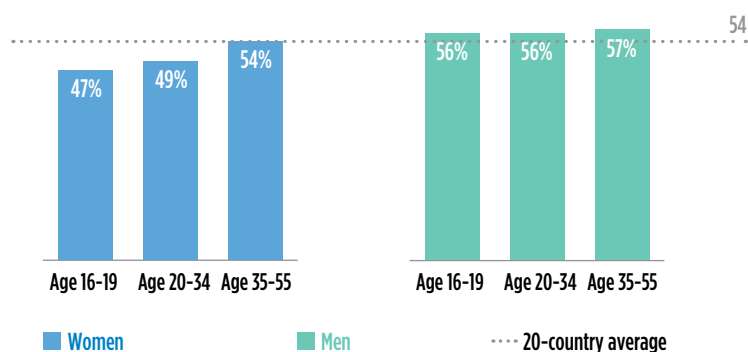
¹⁶ UN Women. N.D. Facts and figures on violence against women. <https://www.unwomen.org/en/what-we-do/ending-violence-against-women/facts-and-figures>

4.4.a Safety at home versus public spaces

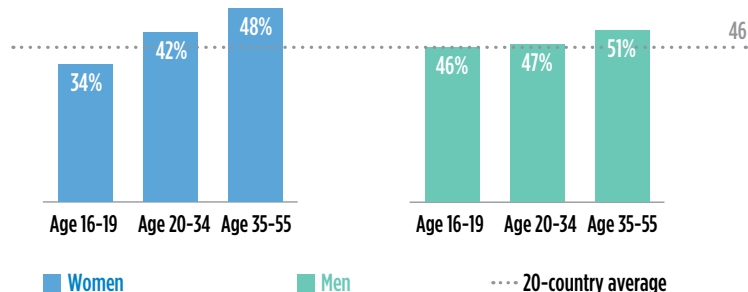
Young women are also those least likely to feel safe at home and in public. Only 47% of female respondents aged 16 to 19 years old think that most women feel safe in their home, and 34% think most women feel safe in public. In contrast, 56% of male respondents of the same age group think most women feel safe in their home, and 46% think most women feel safe in public spaces.

FIGURE 49

Percentage of respondents who say women are safe in their home



Percentage of respondents who say women are safe in public




Source: UN Women. 2022. Gender Equality Attitudes Study: Second Wave Survey 2020 (results for women and men).

Note: Percentage of respondents in the 4 top levels on a 11-point scale.

4.4.b

Barriers to safety in the workplace



Conversations about women's appearance in the workplace are deemed appropriate by many respondents. Overall, 62% of respondents agree that 'women call attention to themselves based on how they dress,' with men more likely to agree. In addition, 26% of female respondents and 35% of male respondents agree that 'it is appropriate for men to discuss a female colleague's appearance at work.'

FIGURE 50

Percentage of respondents who agree that women call attention to themselves based on how they dress

Percentage of respondents who agree that it is appropriate for men to discuss a female colleague's appearance at work



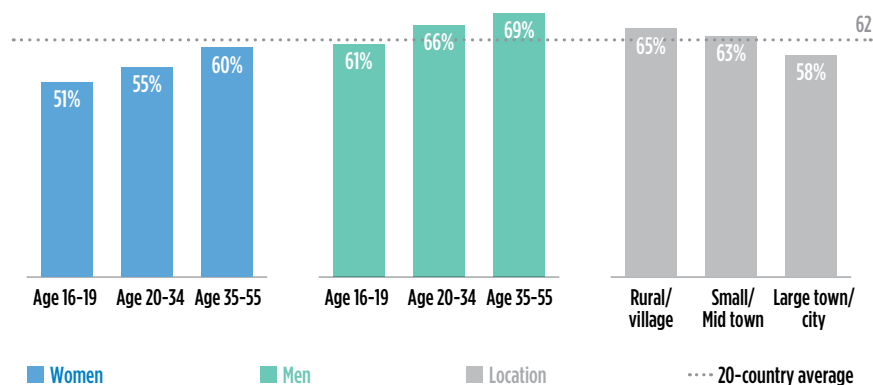
Source: UN Women. 2022. Gender Equality Attitudes Study: Second Wave Survey 2020 (results for women and men).
Note: Strongly agree/agree (%).

4.4.b Barriers to safety in the workplace

More than half of all respondents agree with the statement: ‘Women call attention to themselves based on how they dress’, yet agreement is even higher among men aged 35 and older and among all female and male respondents living in rural areas (69 and 65%, respectively).

FIGURE 51

Percentage of respondents who say women call attention to themselves based on how they dress

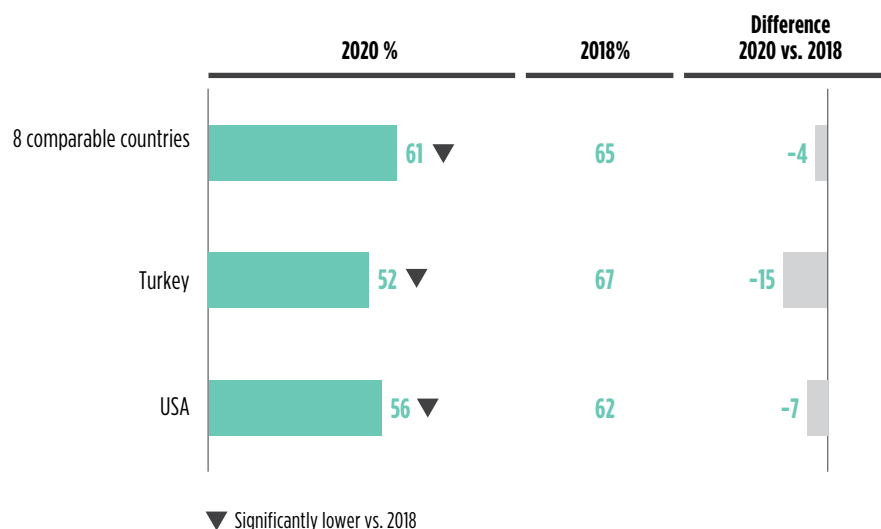


Source: UN Women. 2022. Gender Equality Attitudes Study: Second Wave Survey 2020 (results for women and men)
 Note: Gender/age/location cohort. The latter two cohorts merge male and female responses. Strongly agree/agree (%).

A slight change in attitudes can be observed across the eight comparable countries since 2018, with a 4-percentage-point reduction in the number of respondents who agree that ‘women call attention to themselves based on how they dress’. This reduction was driven primarily by Turkey and the USA.

FIGURE 52

Percentage of respondents who say women call attention to themselves based on how they dress



Source: UN Women. 2022. Gender Equality Attitudes Study: Second Wave Survey 2020 (results for women and men).
 Note: Strongly agree/agree (%).

4.5

Gender stereotypes in the media



Both women and men are perceived to be portrayed in traditional roles in the media, reflecting and reinforcing gender stereotypes. Women are often shown in roles such as a wife, mother, caregiver or in a support role,

while men are often shown providing for the family, as a leader or as a businessman. While these stereotypical portrayals are evident for men and women, this is observed more acutely for men.

Developed for the advertising industry to measure progressive portrayals of women and men depicted in global advertising, the ‘Unstereotype Metric’ found in 2020 that only 7% of the ads measured showed women in non-traditional roles, and only 9% showed men in non-traditional roles.¹⁷

Despite an overwhelming consensus that traditional roles are still depicted in the media, they appear to be more pronounced in India, Nigeria, the Philippines and Viet Nam. Moreover, younger women (aged 16-34) tend to recognize this more than other age and sex cohorts.

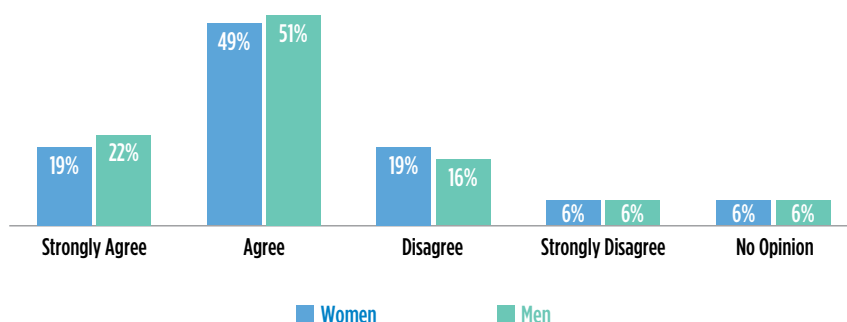
¹⁷ Unstereotype Alliance. 2020. Unstereotype Metric: 2020 findings. <https://www.unstereotypealliance.org/en/resources/research-and-tools/unstereotype-metric-2020-findings>

4.5 Gender stereotypes in the media

Both women and men are perceived to be typically portrayed in traditional roles in the media, but this impression is more pronounced for portrayals of men.

FIGURE 53

Percentage of all respondents who say that women/men are typically portrayed in traditional roles in the media

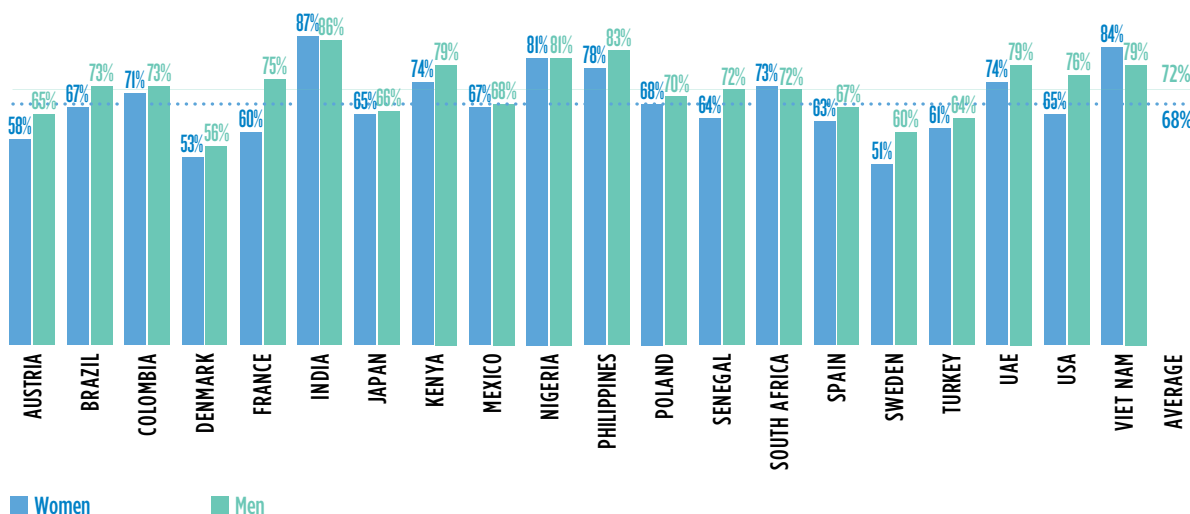


Source: UN Women. 2022. Gender Equality Attitudes Study: Second Wave Survey 2020 (results for women and men).

Across surveyed countries, there is a recognized need to counter all stereotypes portrayed in media. More than two-thirds (68%) of all respondents believe the media portray women in traditional roles, while 72% of respondents believe men are similarly portrayed. Portrayals of traditional roles are most commonly observed in India, Nigeria, the Philippines and Viet Nam. In France and the USA, the highest gender gaps are observed, with men far more likely than women to believe that traditional gender roles are portrayed in media.

FIGURE 54

Percentage of all respondents who say that women/men are typically portrayed in traditional roles in the media in their country



Source: UN Women. 2022. Gender Equality Attitudes Study: Second Wave Survey 2020 (results for women and men).

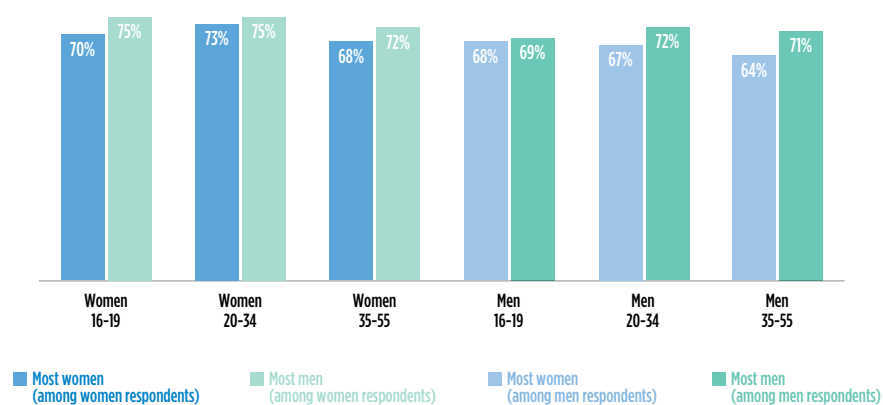
Note: Responses reflect those who strongly agree/agree (%).

4.5 Gender stereotypes in the media

The portrayal of women and men in traditional roles by the media is recognized by female and male respondents of all age cohorts, but especially among women respondents aged 16-34. In this group, 3 in 4 agree that women and men are typically portrayed by the media in traditional roles, but even this female group tends to see men as more stereotypically portrayed than women (75 versus 70%, respectively).

FIGURE 55


Percentage of respondents who say that women/men are typically portrayed in traditional roles in the media



Source: UN Women. 2022. Gender Equality Attitudes Study: Second Wave Survey 2020 (results for women and men).

5.

The gender gaps



An analysis of the gaps in responses between women and men across various thematic areas, as well as a comparison of any changes in responses between the first and second waves of this study, yields interesting results.

With the exception of access to basic health care, there are gender gaps perceived in the access most women and men have to basic services, personal empowerment, and economic and leadership opportunities.

The most significant gender gaps at the individual level are observed in terms of control over one's life, with women being perceived as having less control when it comes to personal finances, access to physical property, and over deciding who to marry. At least 59% of all respondents think that women have control over their lives, while 71% think that men have control over their lives – a gender gap of 12 points.

Between the first wave of this survey in 2018 and the second wave in 2020, there has been a worrying regression in attitudes that condone domestic violence, with evidence of a widening gender gap.

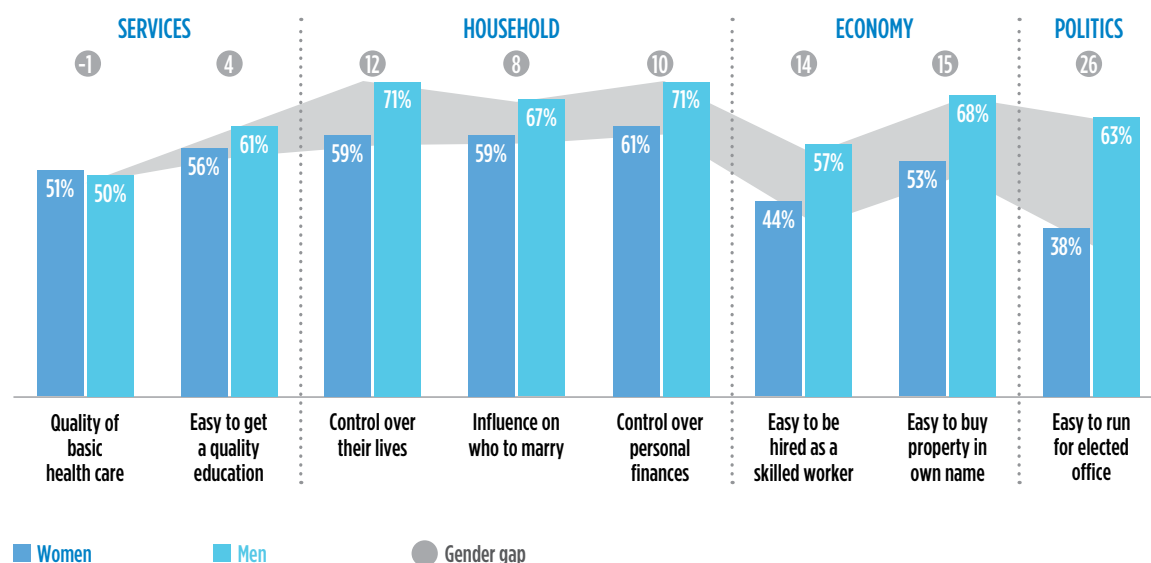
At a societal level, the gaps are greatest in access to economic and leadership opportunities, with 44% of all respondents saying they believe women can easily be hired as skilled workers, compared to 57% for men – a gender gap of 14 points. But the largest gender disparity is observed in politics, with 38% of all respondents saying it is easy for women to run for elected office, compared to 63% for men – a gender gap of 26 points. However, politics is also the area where the greatest improvement can be seen over time.

5. The gender gaps

Across all thematic areas, substantial gender gaps are observed in the areas of personal finances and economic empowerment, and most notably in opportunities to run for politics. Gaps are perceived to be smaller in access to public services, such as basic health care and quality education.

FIGURE 56

Gender gaps observed across thematic areas

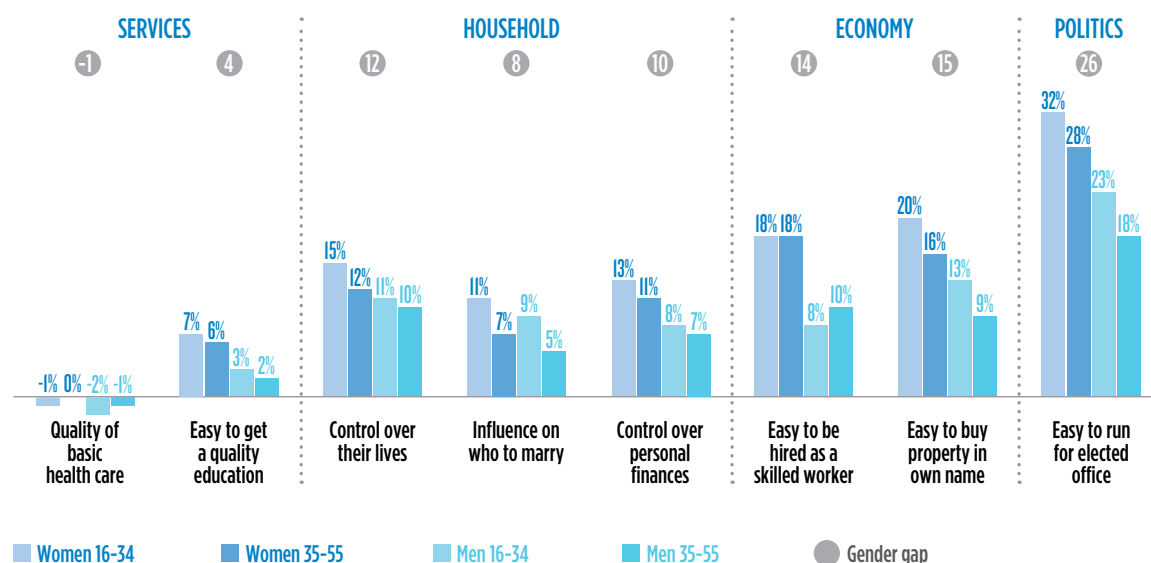


Source: UN Women. 2022. Gender Equality Attitudes Study: Second Wave Survey 2020 (results for women and men).

When comparing older and younger male and female cohorts, it is clear that older men (aged 35–55) are less likely to recognize difficulties faced by women in society, most notably, in politics and the economy.

FIGURE 57

Gender gaps observed across age cohorts



Source: UN Women. 2022. Gender Equality Attitudes Study: Second Wave Survey 2020 (results for women and men).

5. The gender gaps

While men aged 35–55 are those least likely to recognize gender gaps, young women aged 16–34 are those most likely to perceive the gaps.

TABLE 3

Perceived gender gaps in access to services, household decision-making, and economic or political aspirations

	SERVICES						HOUSEHOLD						ECONOMY						POLITICS					
	Quality of basic health care			Easy to get a quality education			Control over their lives			Influence on who to marry			Control over personal finances			Easy to be hired as a skilled worker			Easy to buy property in own name			Easy to run for elected office		
	W	M	Gap	W	M	Gap	W	M	Gap	W	M	Gap	W	M	Gap	W	M	Gap	W	M	Gap	W	M	Gap
Females Age 16-34	48	48	1	52	59	7	57	72	15	56	67	11	58	71	13	40	59	18	48	68	20	33	64	32
Females Age 35+	54	55	1	59	65	6	64	76	12	65	72	7	65	76	11	45	63	18	56	72	16	38	66	28
Males Age 16-34	50	48	-2	55	58	3	56	67	11	55	64	9	59	67	8	44	53	8	53	65	13	39	62	23
Males Age 35+	54	53	-1	60	62	2	60	70	10	62	67	5	63	70	7	47	57	10	58	67	9	43	61	18

Source: UN Women. 2022. Gender Equality Attitudes Study: Second Wave Survey 2020 (results for women and men).

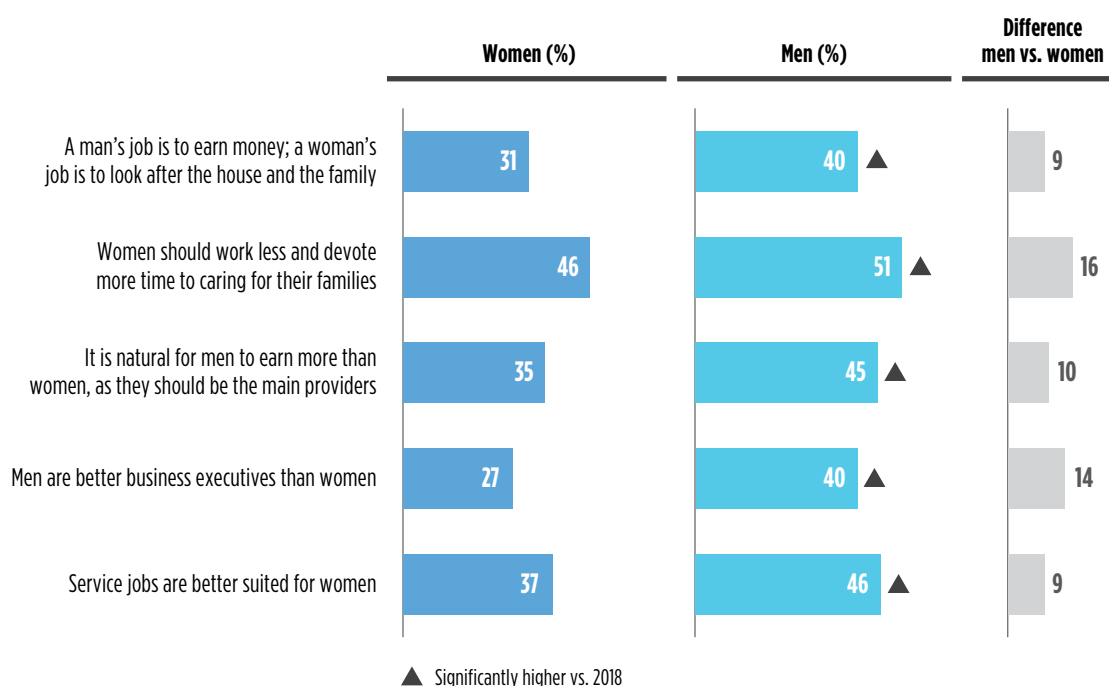
Notes: W = Women; M = Men; Gap = Gender gap (score for women minus score for men).

5. The gender gaps

Across countries, there is a considerable gender gap in the perception of roles within the family and in relation to working life. The largest gender gaps are observed among male and female respondents who agree that women should work less/devote more time to their families (16 percentage points); among respondents who believe that ‘men are better business executives than women’ (14 percentage points); between those who agree that ‘it is natural for men to earn more than women, as they should be the primary providers’ (10 percentage points); and among those who think ‘a man’s job is to earn money, a woman’s job is to look after the house and the family,’ and that ‘service jobs are better-suited for women’ (9 percentage points, respectively).

FIGURE 58

Gender gap in perceptions about family and working life



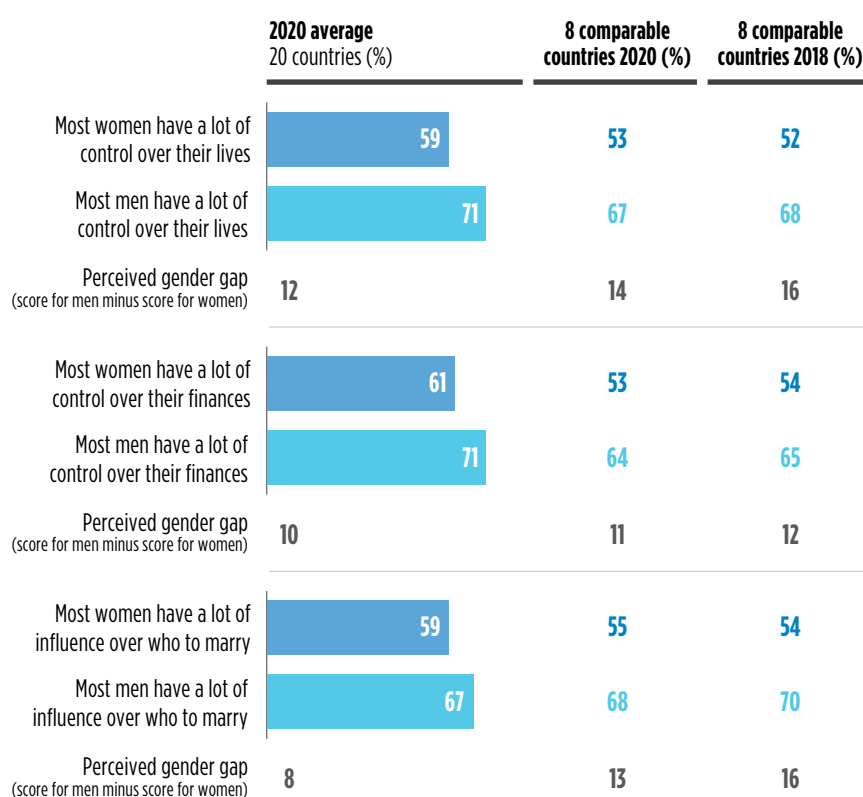
Source: UN Women. 2022. Gender Equality Attitudes Study: Second Wave Survey 2020 (results for women and men).

5. The gender gaps

Across the eight comparable countries, the overall perception of women's control over their own lives increased by 1 percentage point between 2018 and 2020, while the opposite occurred for perceptions of men's control. Control over personal finances is perceived to have fallen for both men and women (by 1 percentage point, respectively). Meanwhile, when it comes to decisions about who to marry, since 2018 women are perceived to have gained a little more control/influence while men are perceived to have lost a little control.

FIGURE 59

Percentage of respondents who say women/men have a lot of control over their lives, personal finances, and influence over who to marry



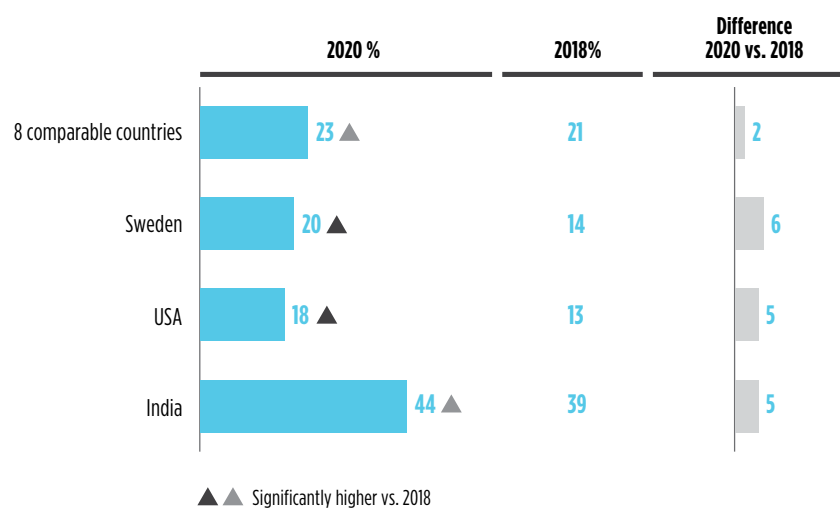
Source: UN Women. 2022. Gender Equality Attitudes Study: Second Wave Survey 2020 (results for women and men).

5. The gender gaps

Worryingly, there was a regression in attitudes towards domestic violence from 2018 to 2020, with increased tolerance observed amid the ‘shadow pandemic’ of domestic violence. There was a 2-percentage-point increase in respondents agreeing that there are acceptable circumstances for someone to hit their spouse/partner, driven by India, Sweden and the USA.

FIGURE 60

Percentage of respondents who say there are acceptable circumstances for someone to hit their spouse or partner



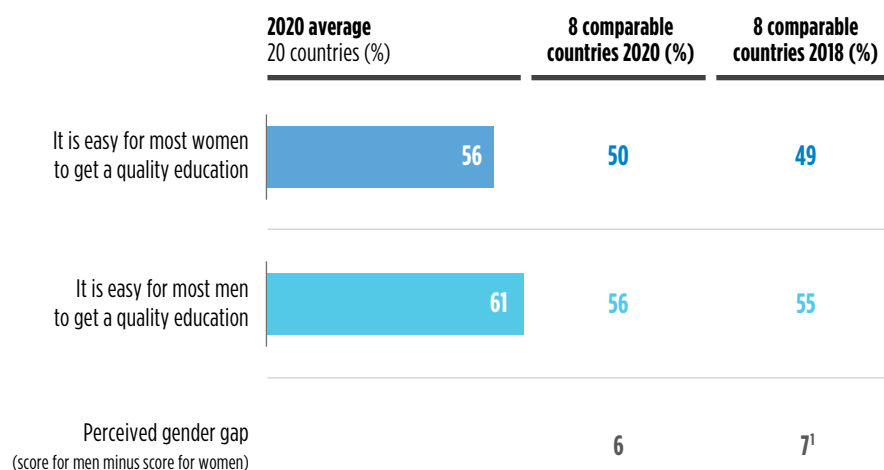
Source: UN Women. 2022. Gender Equality Attitudes Study: Second Wave Survey 2020 (results for women and men).

5. The gender gaps

The perceived gender gap in education is similar in 2020 to 2018, with a slight improvement of 1 percentage point for both women and men. Across the eight comparable countries, more than half of respondents agree that it is easy for most men to get a quality education (55% in 2018 and 56% in 2020), compared to 49% who said it was easy for women in 2018 and 50% saying the same in 2020.

FIGURE 61

Percentage of respondents who say that it is easy to get a quality education



Source: UN Women. 2022. Gender Equality Attitudes Study: Second Wave Survey 2020 (results for women and men).

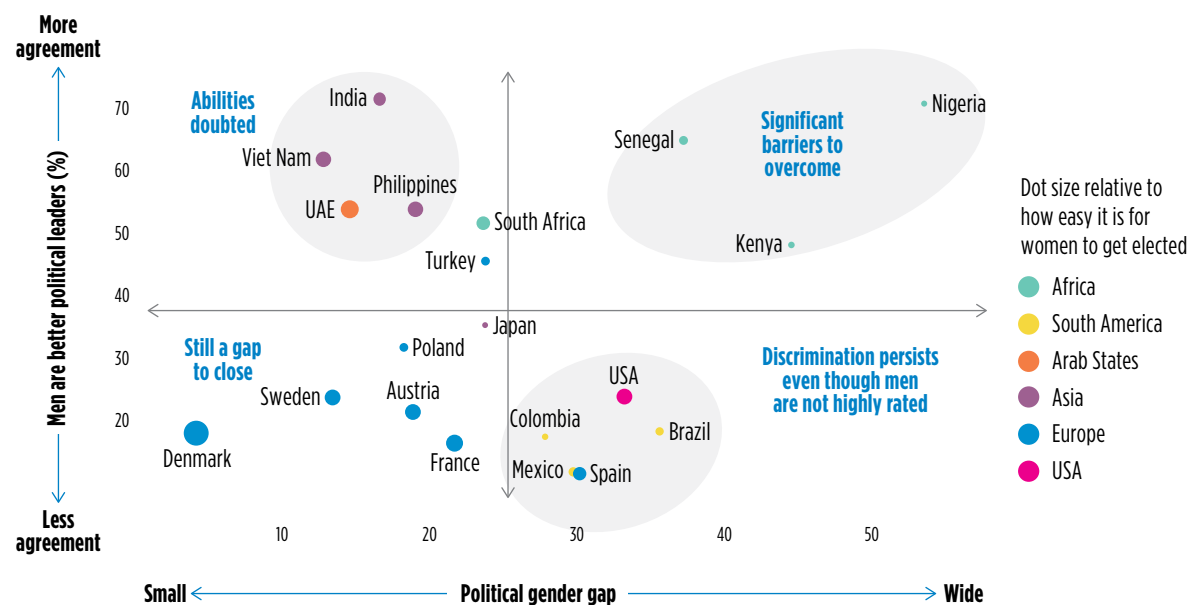
Note: Calculations account for decimal places.

5. The gender gaps

There are multiple institutional, socioeconomic and cultural barriers to overcome in order to reach gender equality in politics.

FIGURE 62

Gender gap map



Significant barriers to overcome

Countries where women have the largest barriers to overcome.

Men are seen as better political leaders and there is perceived to be a huge gender gap.

Abilities doubted

Countries where there are policies in place to promote women's political leadership.

India, UAE and the Philippines all have reserved seats for women. However, despite these policies, women's abilities continue to be doubted, in conversation, in the media and online. There is also abuse and political violence against women. In the 2019 General Elections of India, 1 in every 7 tweets that mentioned women politicians was problematic or abusive.¹

Discrimination persists

Countries where the gender gap is perceived to persist even though men are not generally seen as better political leaders to the same extent as many other countries.

The obstacles vary by country and region.

Still a gap to close

Countries perceived to be closest to equality in terms of politics.

However, while individual women have succeeded, a gender gap remains.

Source: UN Women. 2022. Gender Equality Attitudes Study: Second Wave Survey 2020 (results for women and men).

Notes: x-axis = "How easy is it for most [women/men] to run for elected office in your country?" (men minus women); y-axis = "Men are better political leaders than women" (strongly agree/agree %).

¹ Amnesty International. 2020. Troll Patrol India.

5. The gender gaps

There are also local and regional obstacles to overcome. These barriers can lead to a lack of female role models – across the four countries depicted in Table 4, there has only been one female Head of State in the last 50 years.¹⁸

TABLE 4

The political gender gap across four selected countries



31 percentage points

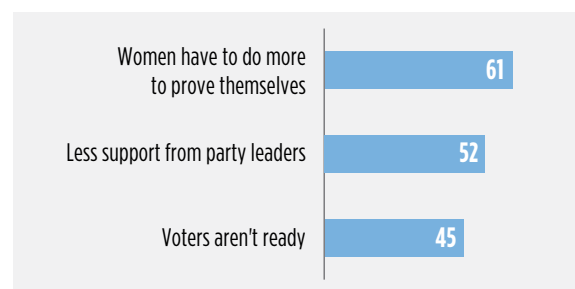
In these countries, it is reported to be significantly harder for women than men to run for office. In addition, they also face discrimination in several areas. According to this survey:

- There is a very strong belief that when a mother works for pay, the children suffers with 50% of respondents agreeing in these countries compared to the 20-country average of 37%.
- Women's safety in public is at risk, as only 18% of respondents believe women are safe in public spaces in these 3 countries compared to the 20-country average of 46%.
- Women have less control over their own lives, with a gender gap of 16 percentage points compared to the 20-country average of 12 points.



32 percentage points

In the USA there is a large gender gap and uneven expectations of men and women in leadership. In addition, there is a reported lack of support from party leaders and voters.²



¹ Pew Research. 2018. Women & Leadership.

Despite prevailing gender gaps across many dimensions, politics is the most improved area, with a 2-percentage-point reduction in the perceived gap since 2018. Meanwhile, the gender gap has widened in the economic arena, with a 2-percentage-point increase in perceived gaps compared to 2018. Respondents believe women are finding it increasingly difficult to be hired as skilled workers, but access to quality education and the ability to run for elected office have improved slightly.

¹⁸ Dilma Rousseff became Brazil's first female president in 2011. Source: <https://www.britannica.com/biography/Dilma-Rousseff>

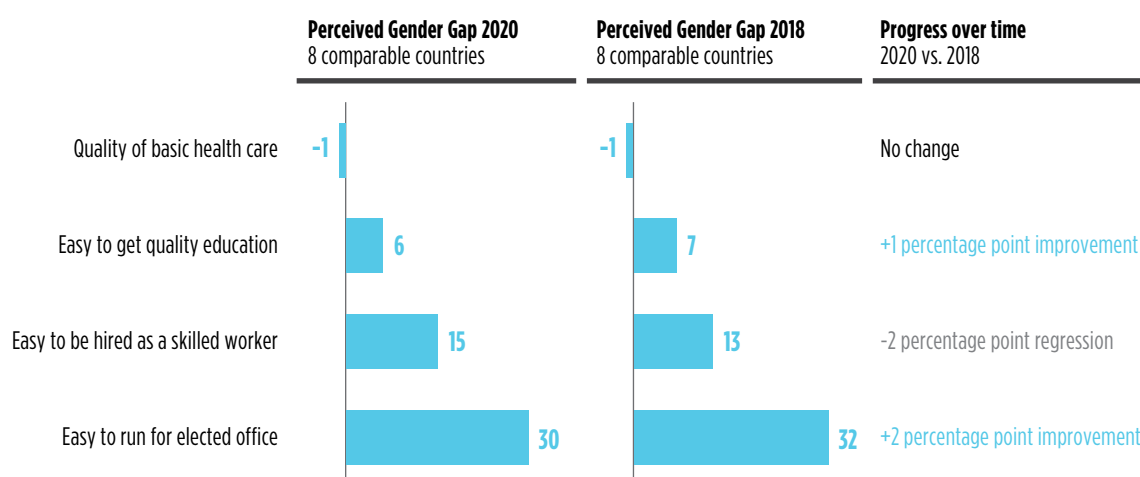
5. The gender gaps

Overall, movement in these gender gaps broadly reflects that of the indicators measured by the World Economic Forum's Global Gender Gap Index.¹⁹ Perceived gaps identified in the *Gender equality attitudes survey* results are larger precisely in the areas where Gender Gap Index data reveal that problems are more intense.

Gaps and differences between surveyed countries (detailed in the next section) also reflect several Gender Gap Index results.

FIGURE 63

Politics is the most improved dimension vs. 2018, but the economic gender gap has widened



Source: UN Women. 2022. Gender Equality Attitudes Study: Second Wave Survey 2020 (results for women and men).

¹⁹ World Economic Forum. Global Gender Gap Report 2020 & Global Gender Gap Report 2018.

6.


Findings by country

The following section includes a snapshot of respondents' perceptions of their own countries. The summaries include the most compelling and unique findings for each topic of analysis.



6.1

Austria



Respondents in Austria believe that the future success of their country requires equal pay for equal work, regardless of a person's gender. They believe that it is easier for men than women to have access to education, to be skilled workers and to run for elected office. Men are seen to have more control over their lives and personal finances, but women have more control over who they choose to marry.

More people believe that children suffer when a mother works for pay than when a father works for pay, placing a greater responsibility for the family on women. At least 15% of respondents believe that it is natural for men to earn more than women, as they should be the primary providers, and 18% believe that a man's job is to earn money while a woman's is to look after the house and the family. In addition, 36% agree that women should work less and devote more time to caring for their family.

Respondents agree that it is essential for society to treat women and men as equals, yet 8% of respondents agree that a woman should not be free to refuse sex with her husband/partner, and 11% believe that a woman should not earn more than her husband. Additionally, 71% of respondents agree that women call attention to themselves based on how they dress, and over half agree that it is appropriate for men to discuss a female colleague's appearance at work.

In addition, nearly 14% of respondents believe that when jobs are scarce, men should have more right to a job than women, and nearly 10% believe that men should get priority during times of food scarcity.

6.1 Austria

TABLE 5

Perceptions: Percentage of respondents who agree with the statement

	% FOR MOST WOMEN	% FOR MOST MEN
In general, it is easy for most women/most men to get a quality education	67.9	77.4
In general, it is easy for most women/most men to be hired as skilled workers	53.7	71.6
In general, it is easy for most women/most men to run for elected office	45.8	64.9
In general, it is easy for women/men to buy property in their own name	78.7	83.4
In general, most women/men have control over their decision on who to marry	73.6	71.9
In general, most women/most men have control over their lives	76.1	82.0
In general, most women/most men have control over their personal finances	78.0	83.0

TABLE 6

Perceptions: Percentage of respondents who agree with each statement

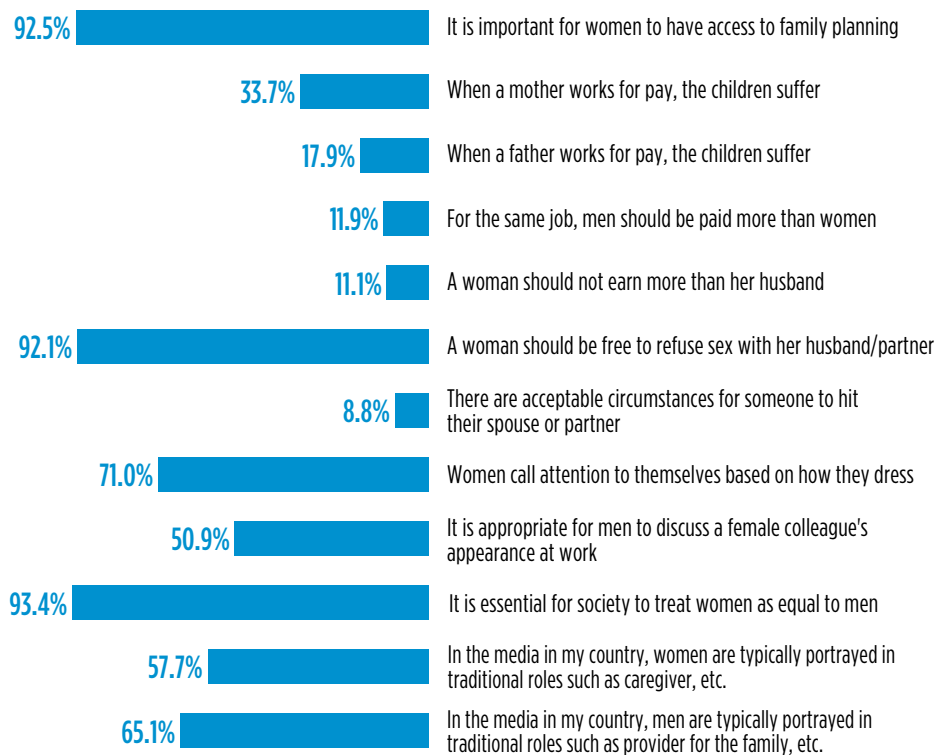
	% POOR/ UNSAFE	% ADEQUATE
In general, the quality of basic health care for women is	3.2	17.0
In general, the quality of basic health care for men is ...	2.6	15.9
In general, the quality of basic health care for you is ..	3.8	15.1
The quality of family planning services is ...	4.8	30.5
In general, do most women feel safe when they are in their home (by safe, we mean "free from physical, mental, or emotional harm")?	4.4	26.3
In general, do most women feel safe when they are in public spaces (by safe, we mean "free from physical, mental, or emotional harm")?	4.8	23.3

6.1 Austria

FIGURE 64



Attitudes: Percentage of respondents who agree with each statement



6.1 Austria

FIGURE 65



Future ideal: In your opinion, how important is each of the following to your country's future?

(Completely important + somewhat important)

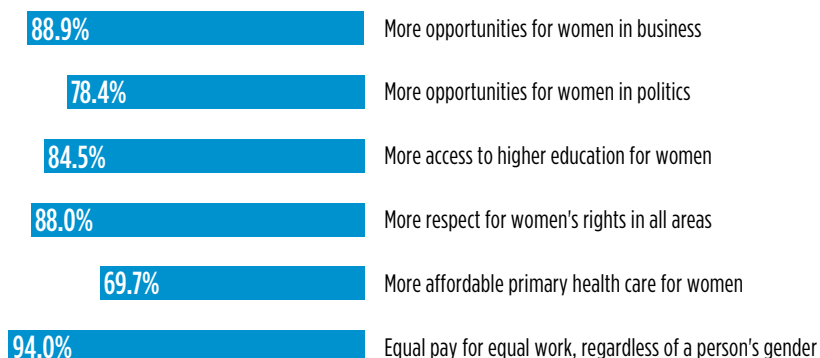
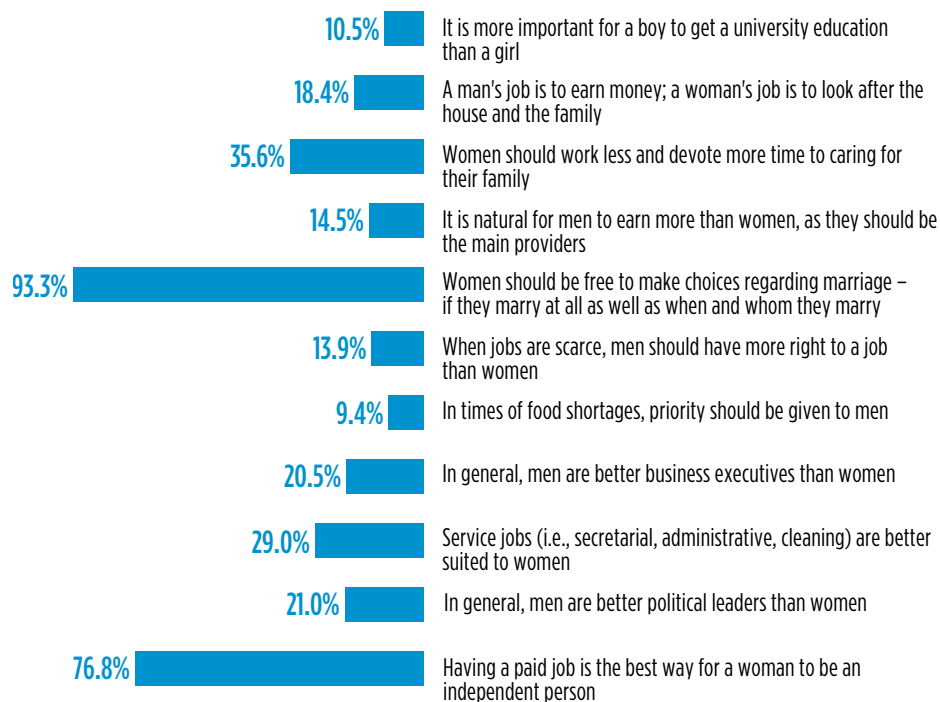


FIGURE 66



Societal roles and priorities: Percentage of respondents who agree with each statement



6.2

Brazil



In Brazil, 86% of respondents believe it is essential for society to treat women and men as equals. However, they perceive that it is currently easier for most men than women to be hired as skilled workers, to run for elected office, and to buy property in their name. Similarly, most men are seen to have more control over their lives and personal finances than women.

Nearly 70% of respondents agree that in the media, women are typically portrayed in traditional roles, such as a wife, mother or caregiver, and 72% believe that men are typically portrayed in traditional roles, such as the provider for the family, a leader or a businessman.

More than 40% of respondents find the quality of family planning services inadequate. Almost 40% of women feel unsafe at home, and more than 50% feel unsafe in public spaces, which is considerably higher than the 20-country average.

Nearly 10% of respondents do not agree that women should be free to refuse sex with their husband/partner and 10% also agree that there are acceptable circumstances for someone to hit their spouse/partner. Most respondents agree that women should be free to make choices regarding marriage – if they marry at all and when and whom they marry.

When it comes to paid work, 80% of respondents agree that having a paid job is the best way for a woman to be an independent person, yet 37% believe that women should work less and devote more time to caring for their family, and 19% agree that a man's job is to earn money and a woman's job is to look after the house and the family. More than 50% of respondents believe that children suffer when the mother works for pay, while only 30% believe children suffer when the father works for pay.

Respect for women's rights in all areas, equal pay for equal work regardless of a person's gender, and more affordable primary health care for women are believed to be significant factors for the future success of the country.

6.2 Brazil

TABLE 7

Perceptions: Percentage of respondents who agree with the statement

	% FOR MOST WOMEN	% FOR MOST MEN
In general, it is easy for most women/most men to get a quality education	31.2	33.2
In general, it is easy for most women/most men to be hired as skilled workers	21.5	33.6
In general, it is easy for most women/most men to run for elected office	25.0	59.3
In general, it is easy for women/men to buy property in their own name	23.6	46.2
In general, most women/men have control over their decision on who to marry	50.8	54.4
In general, most women/most men have control over their lives	49.6	67.1
In general, most women/most men have control over their personal finances	38.4	53.3

TABLE 8

Perceptions: Percentage of respondents who agree with each statement

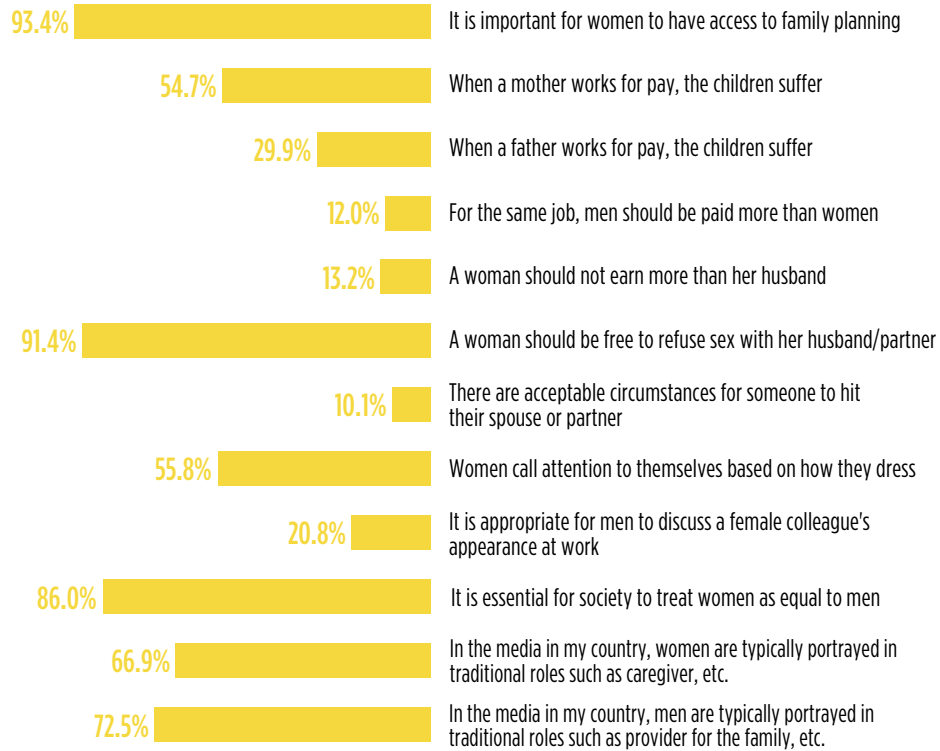
	% POOR/ UNSAFE	% ADEQUATE
In general, the quality of basic health care for women is	44.1	39.0
In general, the quality of basic health care for men is ...	39.9	44.6
In general, the quality of basic health care for you is ..	37.8	43.8
The quality of family planning services is ...	42.6	44.5
In general, do most women feel safe when they are in their home (by safe, we mean "free from physical, mental, or emotional harm")?	38.5	45.6
In general, do most women feel safe when they are in public spaces (by safe, we mean "free from physical, mental, or emotional harm")?	50.8	36.8

6.2 Brazil

FIGURE 67



Attitudes: Percentage of respondents who agree with each statement



6.2 Brazil

FIGURE 68



Future ideal: In your opinion, how important is each of the following to your country's future?

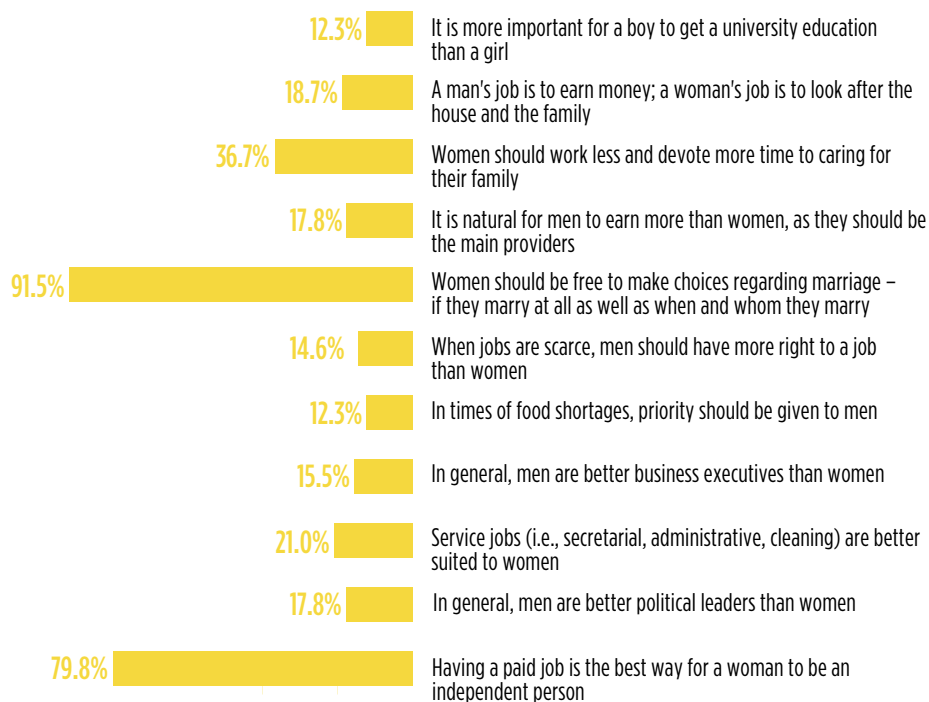
(Completely important + somewhat important)



FIGURE 69



Societal roles and priorities: Percentage of respondents who agree with each statement



6.3

Colombia



In Colombia, respondents believe that it is easier for men than women to get a job as a skilled worker and two times easier to run for elected office. Men also have more control over their lives, their finances, and their decision about who to marry.

Nearly 24% of respondents perceive the quality of family planning services as inadequate; 27% believe that women are not safe at home; and 43% believe women are not safe in public spaces.

Two in three respondents perceive that the media in their country (i.e., television, advertisements, or public communications) typically portray women in traditional roles, such as a wife, mother or caregiver, and show men in traditional roles, such as provider for the family, leader or businessman. Half of respondents believe that women call attention to themselves based on how they dress and 1 respondent in 5 believes that it is appropriate for men to discuss a female colleague's appearance at work.

Many respondents believe that greater opportunities for women in business and more access to higher education are significant factors for their country's future success, and 71% of respondents agree that having a paid job is the best way for a woman to be an independent person. However, 33% believe that women should work less and devote more time to caring for their family. Another 16% of respondents believe that a man's job is to earn money while a woman's is to look after the house and the family. Nearly the same proportion also believe that it is natural for men to earn more than women, as they should be the main providers.

6.3 Colombia

TABLE 9

Perceptions: Percentage of respondents who agree with the statement

	% FOR MOST WOMEN	% FOR MOST MEN
In general, it is easy for most women/most men to get a quality education	38.3	42.6
In general, it is easy for most women/most men to be hired as skilled workers	25.2	42.8
In general, it is easy for most women/most men to run for elected office	19.2	47.1
In general, it is easy for women/men to buy property in their own name	43.5	58.4
In general, most women /men have control over their decision over who to marry	56.0	61.8
In general, most women/most men have control over their lives	52.5	68.2
In general, most women/most men have control over their personal finances	53.0	70.3

TABLE 10

Perceptions: Percentage of respondents who agree with each statement

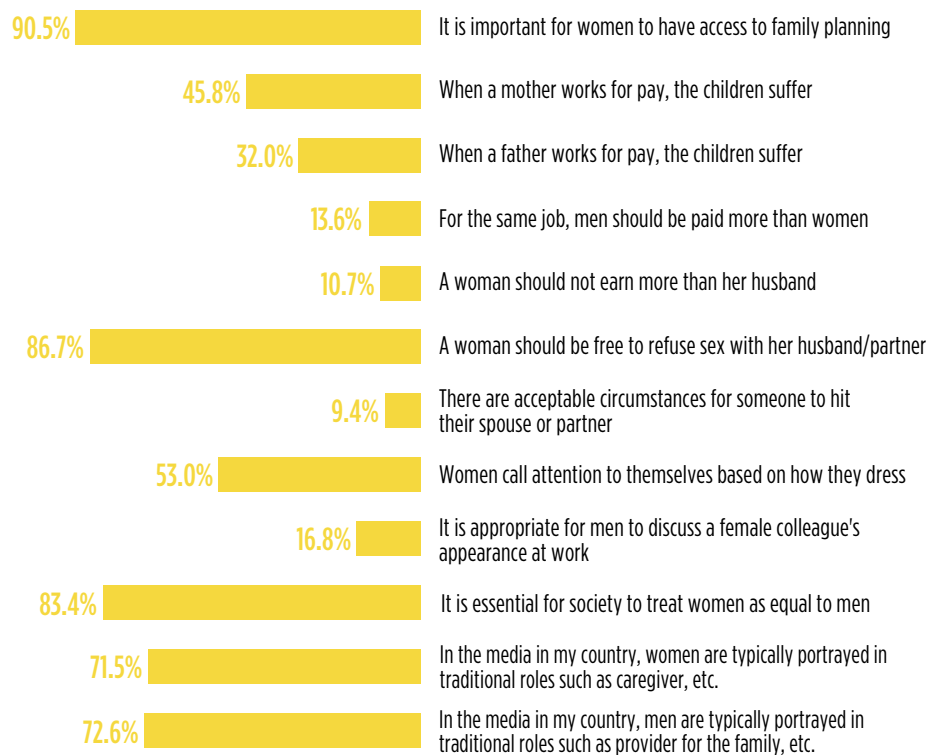
	% POOR/ UNSAFE	% ADEQUATE
In general, the quality of basic health care for women is	33.5	42.3
In general, the quality of basic health care for men is ...	30.1	44.9
In general, the quality of basic health care for you is ..	26.6	44.4
The quality of family planning services is ...	23.7	45.8
In general, do most women feel safe when they are in their home (by safe, we mean "free from physical, mental, or emotional harm")?	26.7	43.3
In general, do most women feel safe when they are in public spaces (by safe, we mean "free from physical, mental, or emotional harm")?	42.7	36.6

6.3 Colombia

FIGURE 70



Attitudes: Percentage of respondents who agree with each statement



6.3 Colombia

FIGURE 71



Future ideal: In your opinion, how important is each of the following to your country's future?

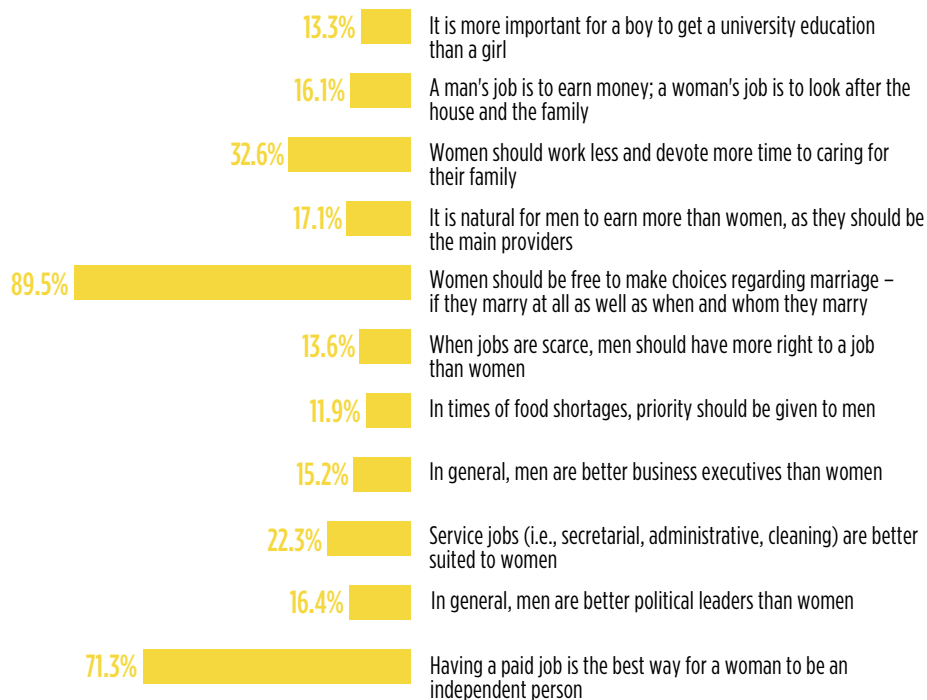
(Completely important + somewhat important)



FIGURE 72




Societal roles and priorities: Percentage of respondents who agree with each statement



6.4

Denmark



In Denmark, respondents do not perceive significant disparities in access to health and education services. They believe that most women and men have control over their lives and have similar work opportunities. However, more than 10% disagree that women should be free to make choices regarding marriage – if they marry at all and when and whom they marry.

Nearly 10% of respondents do not agree that it is essential for society to treat women as equal to men and 16% believe there are acceptable circumstances for someone to hit their spouse or partner. In addition, 72% of respondents think that women call attention to themselves based on how they dress, and 27% believe it is appropriate for men to discuss a female colleague's appearance at work. More than half of respondents agree that women and men are portrayed in traditional roles in the media.

While 90% of respondents believe that equal pay for equal work is important to their country's progress, 15% agree that for the same job, men should be paid more than women. Furthermore, a surprising 25% of respondents agree that it is natural for men to earn more than women, as they should be the primary providers, and the same percentage agree that women should work less and devote more time to caring for their family.

Almost 15% of respondents believe it is more important for a boy to get a university education than a girl. Nearly 14% agree that in times of job scarcity men should have more right to a job than women and the same percentage agree that in times of food shortages, priority should be given to men.

6.4 Denmark

TABLE 11

Perceptions: Percentage of respondents who agree with the statement

	% FOR MOST WOMEN	% FOR MOST MEN
In general, it is easy for most women/most men to get a quality education	82.8	83.2
In general, it is easy for most women/most men to be hired as skilled workers	72.5	77.5
In general, it is easy for most women/most men to run for elected office	74.4	78.9
In general, it is easy for women/men to buy property in their own name	81.5	84.0
In general, most women/men have control over their decision on who to marry	84.8	84.0
In general, most women/most men have control over their lives	83.0	83.6
In general, most women/most men have control over their personal finances	83.1	83.5

TABLE 12

Perceptions: Percentage of respondents who agree with each statement

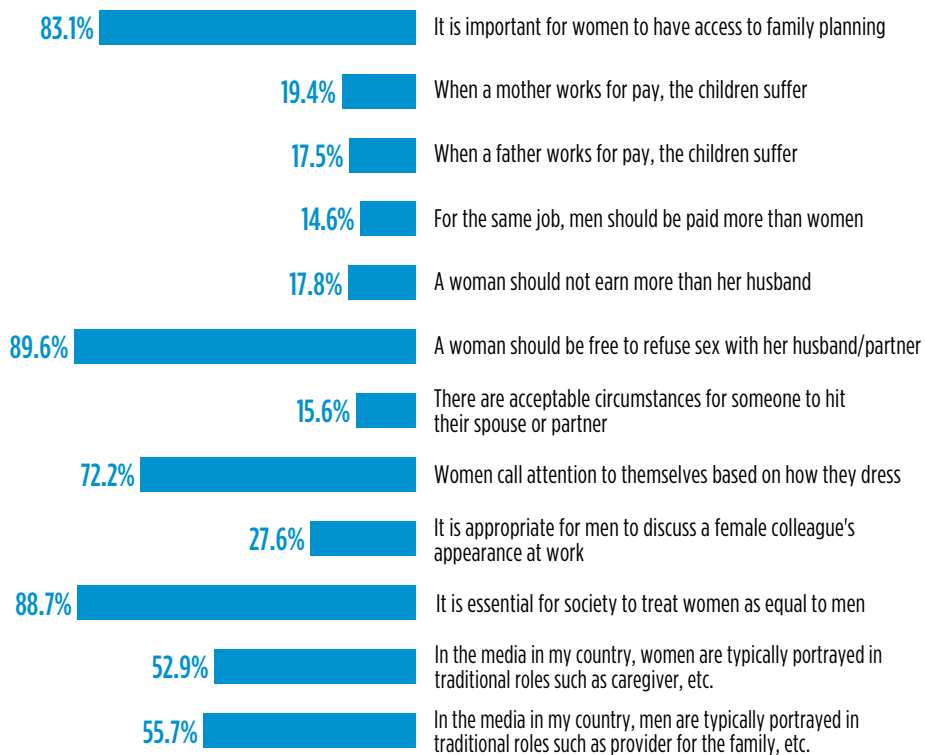
	% POOR/ UNSAFE	% ADEQUATE
In general, the quality of basic health care for women is	2.3	18.7
In general, the quality of basic health care for men is ...	2.9	21.5
In general, the quality of basic health care for you is ..	3.8	20.4
The quality of family planning services is ...	3.5	37.2
In general, do most women feel safe when they are in their home (by safe, we mean "free from physical, mental, or emotional harm")?	2.4	16.3
In general, do most women feel safe when they are in public spaces (by safe, we mean "free from physical, mental, or emotional harm")?	2.9	19.5

6.4 Denmark

FIGURE 73



Attitudes: Percentage of respondents who agree with each statement



6.4 Denmark

FIGURE 74



Future ideal: In your opinion, how important is each of the following to your country's future?

(Completely important + somewhat important)

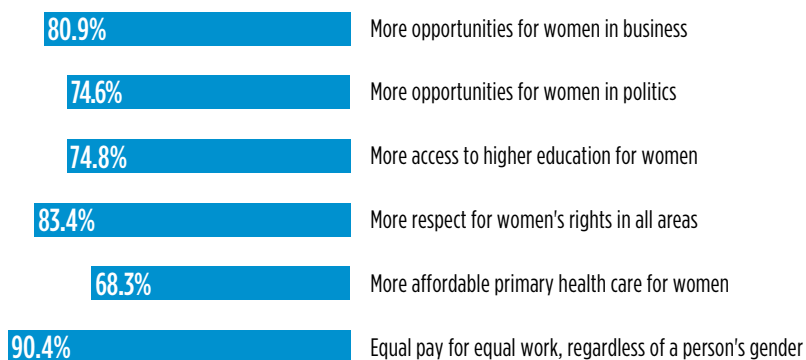
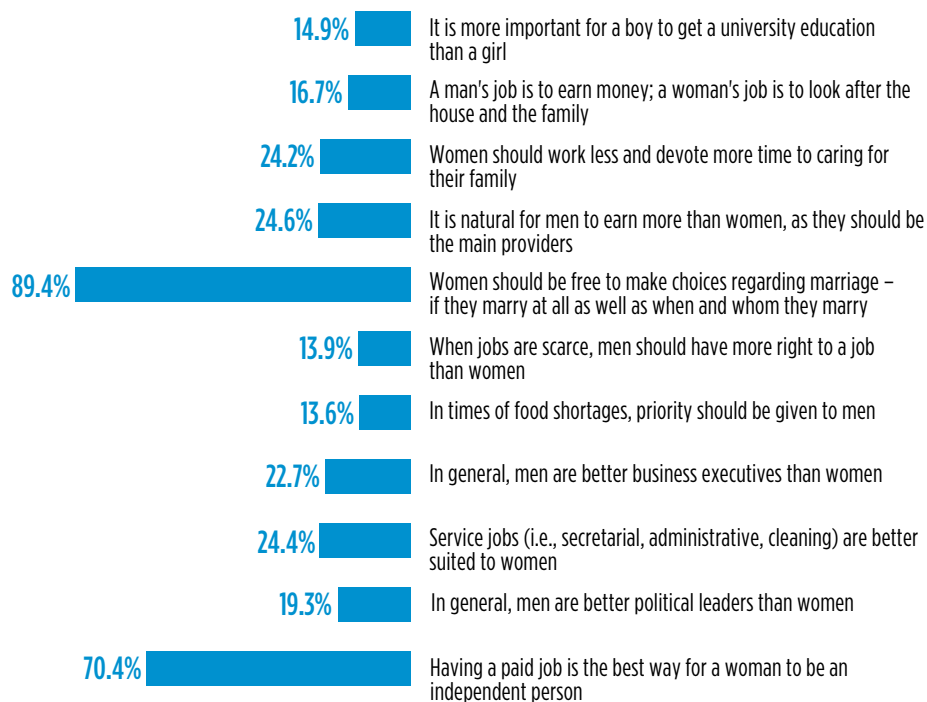


FIGURE 75




Societal roles and priorities: Percentage of respondents who agree with each statement



6.5

France



In France, 91% of respondents believe it is essential for society to treat women and men as equals. Compared to most men, they think it is harder for most women to be hired as skilled workers and to run for elected office. They also believe that most women have less control over their lives, personal finances, and the decision about who to marry.

More than 90% of respondents believe that more respect for women's rights in all areas is important to their country's future success, with 94% agreeing that equal pay for equal work regardless of the person's gender is an important factor. In addition, 84% agree that having a paid job is the best way for a woman to be independent and 92% of respondents believe that women should be free to make choices regarding marriage – if they marry at all and when and whom they marry.

Nevertheless, 24% think that women should work less and devote more time to caring for their family; 16% agree that a man's job is to earn money while a woman's is to look after the household and the family; and 14% think that it is natural for men to earn more than women, as they should be the main providers.

Nearly 6% of respondents believe that most women do not feel safe in their home, and 13% believe that most women do not feel safe in public spaces. Nearly 13% also agree that there are acceptable circumstances for someone to hit their spouse or partner, and 11% disagree that a woman should be free to refuse sex with her husband/partner.

A significant number of respondents believe that women call attention to themselves based on how they dress (65%), and 29% find it appropriate for men to discuss a female colleague's appearance at work. Nearly 60% of respondents agree that media typically portray women in traditional roles, such as wife, mother or caregiver, and 75% think that men are typically portrayed in traditional roles, such as providing for the family, as a leader or as a businessman.

Moreover, nearly 12% agree that it is more important for a boy to get a university education than a girl; nearly 15% agree that when jobs are scarce, men should have more rights to a job than women; and nearly 11% agree that in times of food shortages, priority should be given to men.

6.5 France

TABLE 13

Perceptions: Percentage of respondents who agree with the statement

	% FOR MOST WOMEN	% FOR MOST MEN
In general, it is easy for most women/most men to get a quality education	69.6	73.2
In general, it is easy for most women/most men to be hired as skilled workers	51.3	71.1
In general, it is easy for most women/most men to run for elected office	53.7	75.4
In general, it is easy for women/men to buy property in their own name	56.9	70.8
In general, most women/men have control over their decision on who to marry	58.6	63.6
In general, most women/most men have control over their lives	65.6	71.4
In general, most women/most men have control over their personal finances	65.8	72.1

TABLE 14

Perceptions: Percentage of respondents who agree with each statement

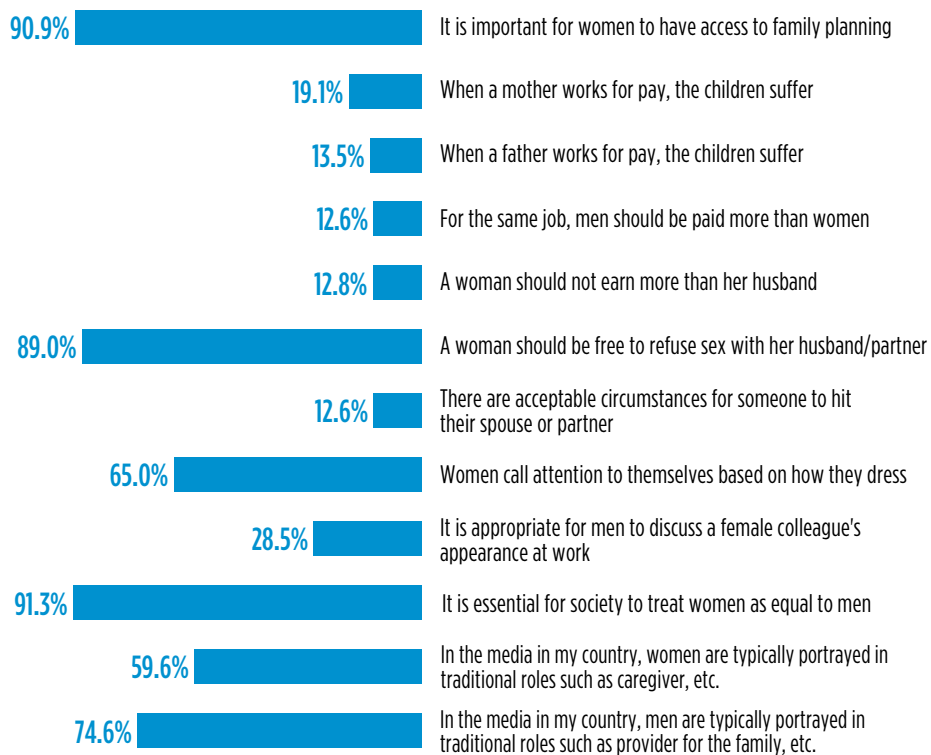
	% POOR/ UNSAFE	% ADEQUATE
In general, the quality of basic health care for women is	2.8	24.1
In general, the quality of basic health care for men is ...	2.4	23.9
In general, the quality of basic health care for you is ..	3.2	23.5
The quality of family planning services is ...	4.0	35.0
In general, do most women feel safe when they are in their home (by safe, we mean "free from physical, mental, or emotional harm")?	5.9	39.2
In general, do most women feel safe when they are in public spaces (by safe, we mean "free from physical, mental, or emotional harm")?	12.6	43.2

6.5 France

FIGURE 76



Attitudes: Percentage of respondents who agree with each statement



6.5 France

FIGURE 77



Future ideal: In your opinion, how important is each of the following to your country's future?

(Completely important + somewhat important)

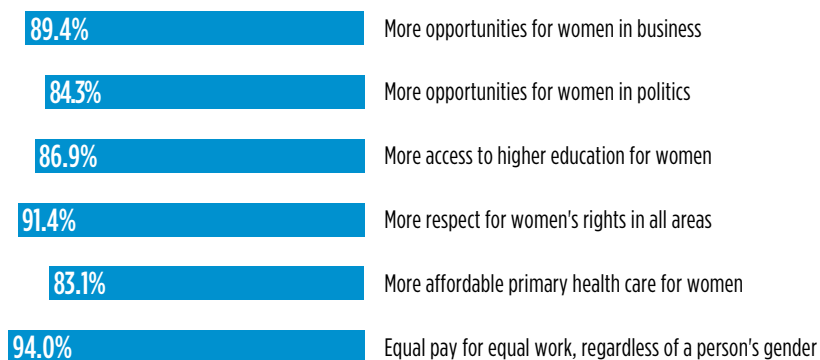
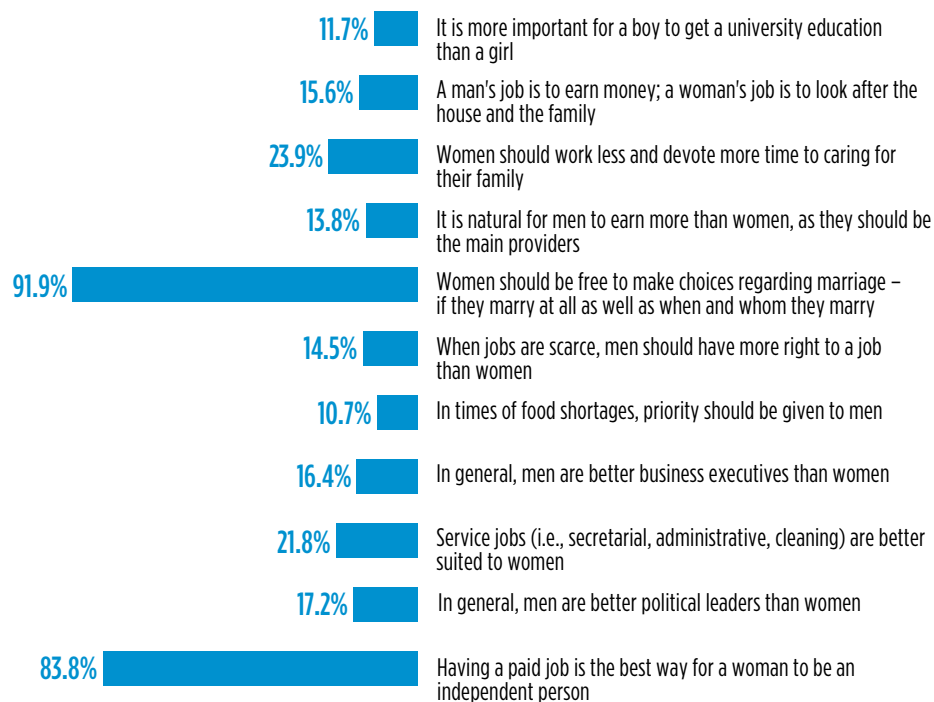


FIGURE 78




Societal roles and priorities: Percentage of respondents who agree with each statement



6.6

India



In India, 90% of respondents agree that it is essential for society to treat women as equal to men, but more believe that men have greater control over their lives than women. Respondents recognize that it is also harder for women to get a quality education, to access quality health services, to be hired as a skilled worker, to run for elected office, and to buy property in their name.

Most respondents (87%) believe that media typically portray women in traditional roles, such as a wife, mother or caregiver, and 86% believe that men are typically portrayed in traditional roles, such as provider for the family, a leader or businessman. In addition, 68% of respondents believe that children suffer when a mother works for pay, compared to 53% who believe the same when the father works for pay.

Respondents agree that having a paid job is the best way for a woman to be independent (85%). However, most agree that it is more important for a boy to get a university education than a girl (67%), that a man's job is to earn money while a woman's job is to look after the house and the family (79%), and that women should work less and devote more time to caring for their family (84%). Moreover, most respondents believe it is natural for men to earn more than women, as they should be the primary providers (80%). Furthermore, both male and female respondents agree that when jobs and food are scarce, men should have priority (67 and 60%, respectively).

When it comes to certain professions, 75% of respondents believe that men make better business executives; 72% believe men make better political leaders; and 82% agree that service jobs are better suited for women.

Almost half of respondents (44%) agree that there are acceptable circumstances for someone to hit their spouse or partner, which has increased by 5 percentage points compared to 2018. Nearly 1 in 5 respondents disagrees that women should be free to make choices regarding marriage – if they marry at all as well as when and whom they marry, and 1 in 4 disagrees that a woman should be free to refuse sex with her husband/partner. Nearly 59% agree that women call attention to themselves based on how they dress; and 40% agree that it is appropriate for men to discuss a female colleague's appearance at work.

Most respondents identify as significant contributors to the country's future success: women's access to affordable health care and higher education (94%), more respect for their human rights in all areas (93%), and equal pay for equal work (91%). Yet, contradictory to this, 44% of respondents agree that men should be paid more than women for the same job, and 35% agree that a woman should not earn more than her husband.

6.6 India

TABLE 15

Perceptions: Percentage of respondents who agree with the statement

	% FOR MOST WOMEN	% FOR MOST MEN
In general, it is easy for most women/most men to get a quality education	59.6	66.6
In general, it is easy for most women/most men to be hired as skilled workers	34.6	49.7
In general, it is easy for most women/most men to run for elected office	45.8	62.4
In general, it is easy for women/men to buy property in their own name	53.8	63.7
In general, most women/men have control over their decision on who to marry	47.5	63.7
In general, most women/most men have control over their lives	53.2	66.3
In general, most women/most men have control over their personal finances	55.5	63.1

TABLE 16

Perceptions: Percentage of respondents who agree with each statement

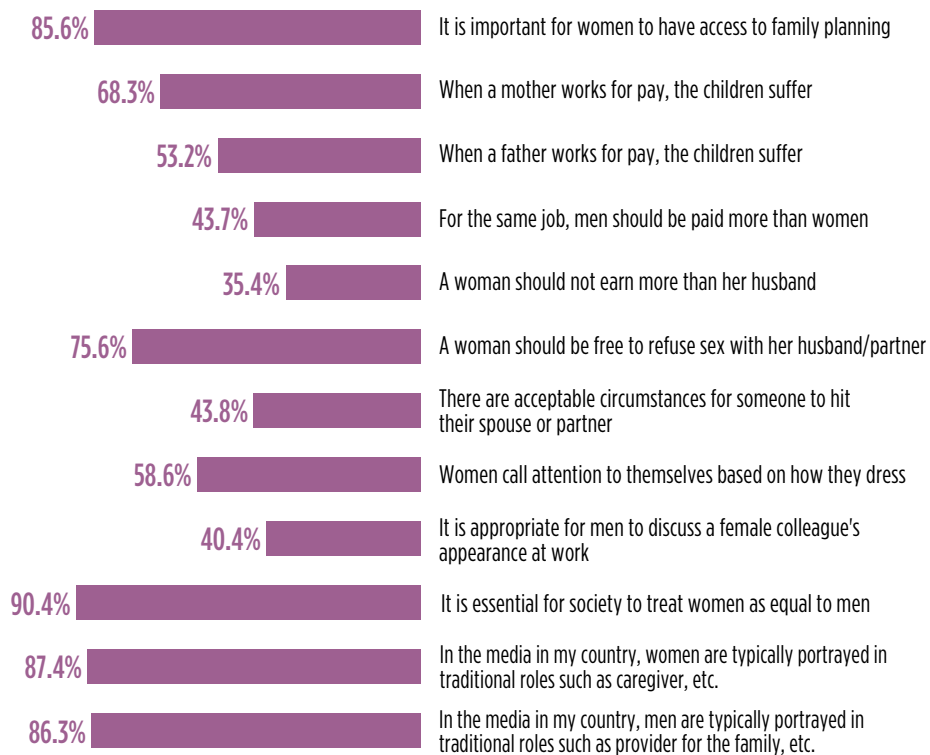
	% POOR/ UNSAFE	% ADEQUATE
In general, the quality of basic health care for women is	9.4	31.8
In general, the quality of basic health care for men is ...	10.6	31.1
In general, the quality of basic health care for you is ..	9.6	30.0
The quality of family planning services is ...	10.6	29.8
In general, do most women feel safe when they are in their home (by safe, we mean "free from physical, mental, or emotional harm")?	6.2	24.2
In general, do most women feel safe when they are in public spaces (by safe, we mean "free from physical, mental, or emotional harm")?	17.0	34.4

6.6 India

FIGURE 79



Attitudes: Percentage of respondents who agree with each statement



6.6 India

FIGURE 80



Future ideal: In your opinion, how important is each of the following to your country's future?

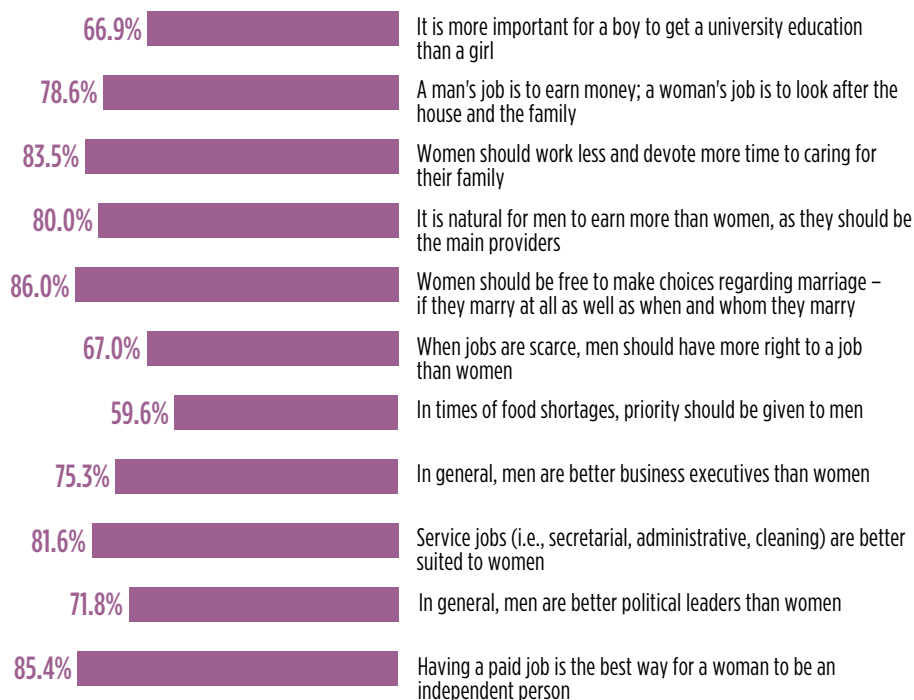
(Completely important + somewhat important)



FIGURE 81

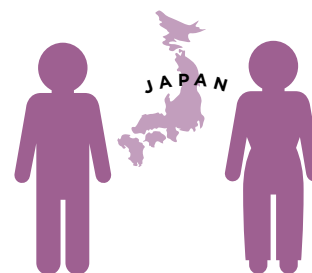


Societal roles and priorities: Percentage of respondents who agree with each statement



6.7

Japan



In Japan, 3 in 4 respondents believe that it is essential for society to treat women and men as equals, and an equal proportion value gender equality as an ideal for their country's future success.

Family responsibilities continue to be perceived as women's responsibility, with 1 in 4 respondents believing that women should work less and devote more time to caring for their family. Nearly 22% of respondents agree that for the same job men should be paid more than women, and 16% believe that a woman should not earn more than her husband. Respondents think it is easier for men to be hired as skilled workers, run for elected office and buy property in their name.

Just 6% of respondents believe that women do not feel safe at home, and 10% think they are unsafe in public spaces. One respondent in four disagrees that a woman should be free to refuse sex with her husband/partner, and 16% believe that there are acceptable circumstances for someone to hit their spouse or partner. Most respondents agree that women call attention to themselves based on how they dress (60%), and nearly a quarter agree that it is appropriate for men to discuss a female colleague's appearance at work.

More than 60% of respondents think that the media typically portray women and men in traditional roles. One respondent in four believes that it is more important for a boy to get a university education than a girl. Moreover, 30% of respondents agree that a man's job is to earn money while a woman's is to look after the house and the family, and an equal percentage see it is as natural for men to earn more than women, as they should be the primary providers. In addition, 34% agree that men make better business executives than women, and 45% believe that service jobs (i.e., secretarial, administrative, cleaning) are better suited to women.

6.7 Japan

TABLE 17

Perceptions: Percentage of respondents who agree with the statement

	% FOR MOST WOMEN	% FOR MOST MEN
In general, it is easy for most women/most men to get a quality education	43.0	50.7
In general, it is easy for most women/most men to be hired as skilled workers	24.9	49.3
In general, it is easy for most women/most men to run for elected office	17.9	41.9
In general, it is easy for women/men to buy property in their own name	32.2	51.0
In general, most women/men have control over their decision on who to marry	46.7	48.6
In general, most women/most men have control over their lives	45.6	56.2
In general, most women/most men have control over their personal finances	47.1	52.7

TABLE 18

Perceptions: Percentage of respondents who agree with each statement

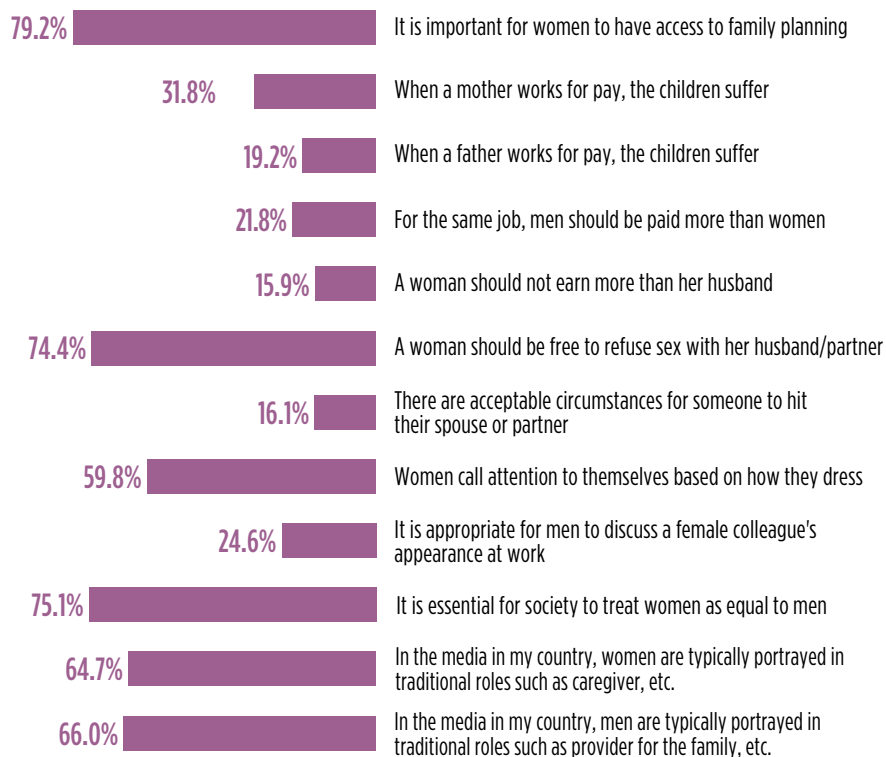
	% POOR/ UNSAFE	% ADEQUATE
In general, the quality of basic health care for women is	3.7	48.4
In general, the quality of basic health care for men is ...	2.4	48.0
In general, the quality of basic health care for you is ..	3.6	48.8
The quality of family planning services is ...	16.8	64.3
In general, do most women feel safe when they are in their home (by safe, we mean "free from physical, mental, or emotional harm")?	5.6	47.9
In general, do most women feel safe when they are in public spaces (by safe, we mean "free from physical, mental, or emotional harm")?	10.1	48.9

6.7 Japan

FIGURE 82



Attitudes: Percentage of respondents who agree with each statement



6.7 Japan

FIGURE 83



Future ideal: In your opinion, how important is each of the following to your country's future?

(Completely important + somewhat important)

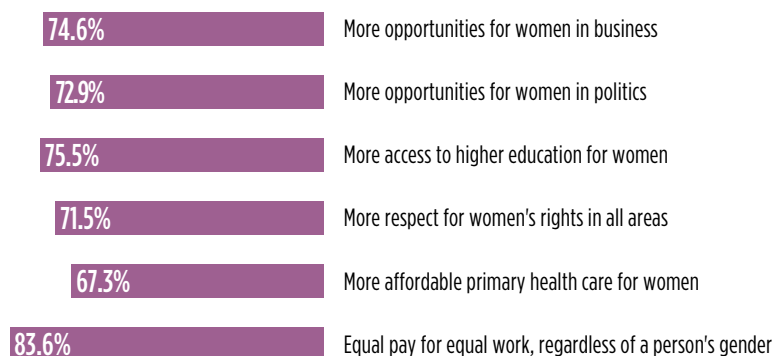
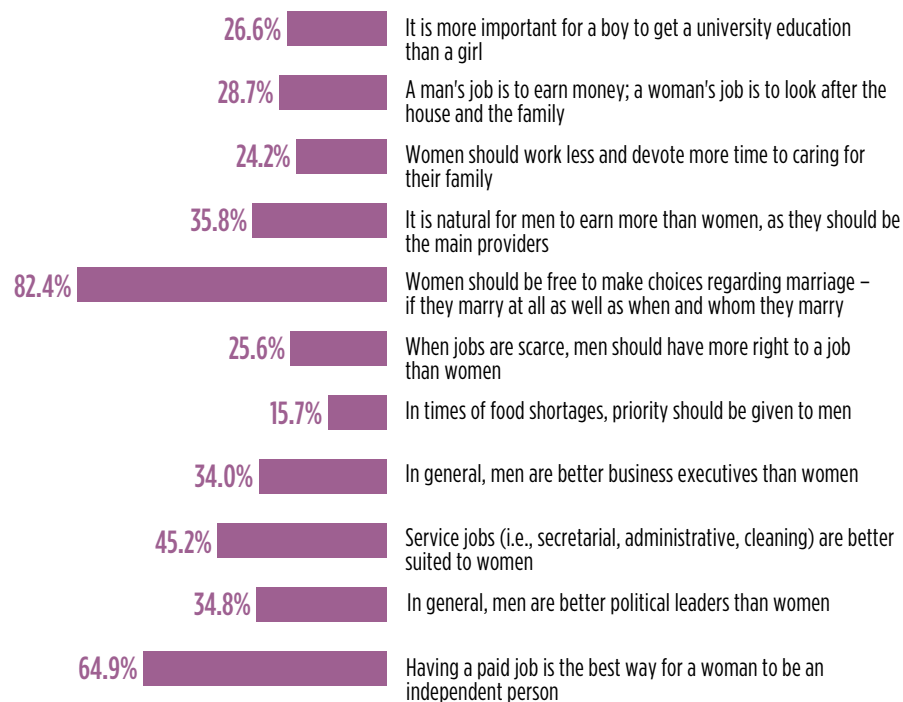


FIGURE 84

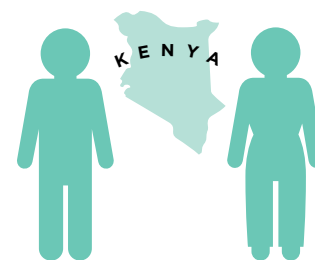


Societal roles and priorities: Percentage of respondents who agree with each statement



6.8

Kenya



Respondents perceive a significant gap in women's real opportunities to run for elected office – with 17% believing this is easy for women compared to 62% who see it as easy for men. They also agree that it is easier for men to be hired as skilled workers and to buy property in their name and believe that women generally have less control over their lives, including on decisions about who to marry and over their personal finances.

The majority (59%) agree that a woman should be free to refuse sex with her husband/partner, but 28% say there are acceptable circumstances for someone to hit their spouse or partner. Most (68%) agree that women call attention to themselves based on how they dress, and 30% agree that it is appropriate for men to discuss a female colleague's appearance at work. Meanwhile, 15% believe that women feel unsafe at home, and 17% think most women feel unsafe in public.

Most respondents (74%) think women are typically portrayed in traditional roles in the media – as a wife, mother or caregiver – and slightly more (79%) believe that men are also typically portrayed in traditional roles – such as providing for the family, as a leader or businessman.

Regarding roles in society, 72% of respondents believe that women should work less and devote more time to caring for their family; 36% agree that a man's job is to earn money while a woman's is to look after the house and the family; and 44% agree that it is natural for men to earn more than women as they should be the main providers. Another 23% agree that men should be paid more than women for the same job, and 26% believe that a woman should not earn more than her husband. Despite these prevailing attitudes, 62% of respondents consider having a paid job to be the best way for a woman to be independent.

In times of scarcity, 31% of respondents agree that men should have more right to a job, and 26% believe they should have more right to food. Respondents believe that women have less access to basic health care and quality education, and 19% consider family planning services to be inadequate.

The majority (80%) of respondents in Kenya believe it is essential for society to treat women and men as equals. In terms of their country's future success, participants prioritize more affordable primary health care for women (95%), more respect for women's rights (95%), more access to higher education for women (92%) and equal pay for equal work (92%).

6.8 Kenya

TABLE 19

Perceptions: Percentage of respondents who agree with the statement

	% FOR MOST WOMEN	% FOR MOST MEN
In general, it is easy for most women/most men to get a quality education	34.5	44.1
In general, it is easy for most women/most men to be hired as skilled workers	30.6	38.0
In general, it is easy for most women/most men to run for elected office	16.8	61.9
In general, it is easy for women/men to buy property in their own name	30.1	72.4
In general, most women/men have control over their decision on who to marry	37.4	56.2
In general, most women/most men have control over their lives	39.2	56.6
In general, most women /most men have control over their personal finances	41.3	67.6

TABLE 20

Perceptions: Percentage of respondents who agree with each statement

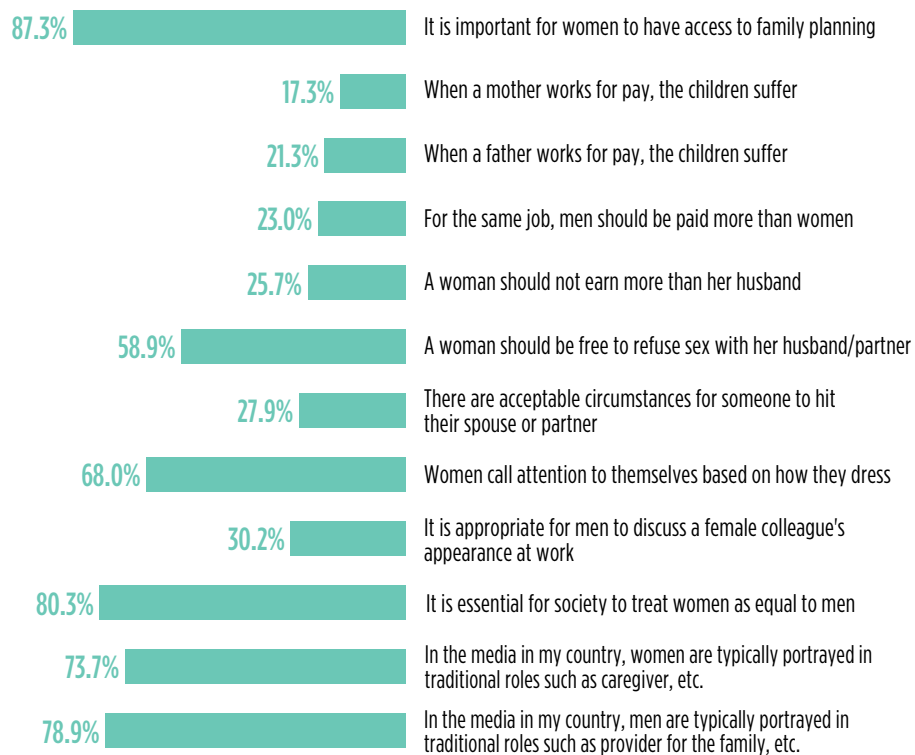
	% POOR/ UNSAFE	% ADEQUATE
In general, the quality of basic health care for women is	12.7	50.5
In general, the quality of basic health care for men is ...	19.4	53.8
In general, the quality of basic health care for you is ..	11.9	46.2
The quality of family planning services is ...	18.6	39.7
In general, do most women feel safe when they are in their home (by safe, we mean "free from physical, mental, or emotional harm")?	15.3	45.4
In general, do most women feel safe when they are in public spaces (by safe, we mean "free from physical, mental, or emotional harm")?	17.3	50.8

6.8 Kenya

FIGURE 85



Attitudes: Percentage of respondents who agree with each statement



6.8 Kenya

FIGURE 86



Future ideal: In your opinion, how important is each of the following to your country's future?

(Completely important + somewhat important)

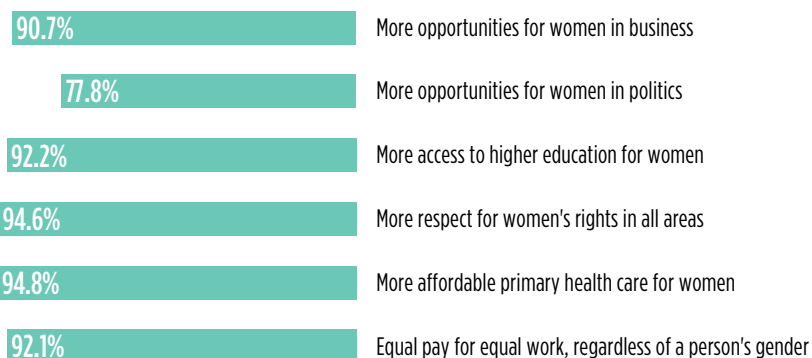
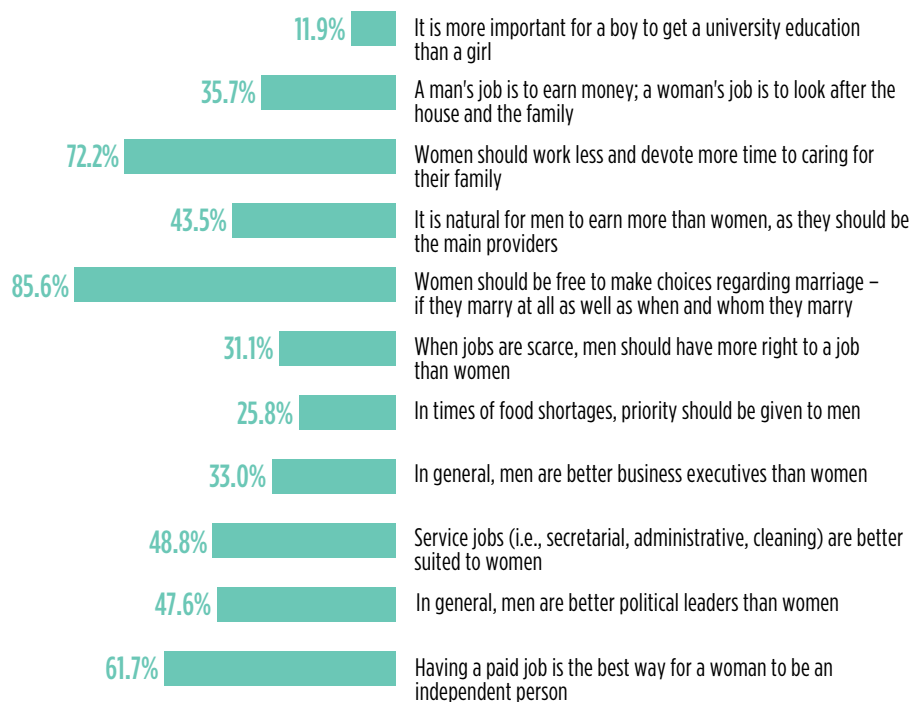


FIGURE 87



Societal roles and priorities: Percentage of respondents who agree with each statement



6.9

Mexico



In Mexico, it is perceived that most women have less access to quality education and primary health care than most men. It is more difficult for women to be hired as skilled workers, run for elected office, or buy property in their name. Respondents also believe that most women have less control over their lives than most men, including over personal finances and marriage.

At least 87% agree that women should be free to make choices regarding marriage – if they marry at all and when and whom they marry. Nearly half (47%) of respondents believe that when the mother works, children suffer, while 28% believe the same when the father works for pay. And although 28% think the quality of family planning services is poor, at least 89% agree that it is essential for women to have access to family planning.

Nearly 1 respondent in 3 believes that most women feel unsafe when they are in their home, and 52% believe most women feel unsafe when they are in public spaces. Moreover, 16% of respondents disagree that a woman should be free to refuse sex with her husband/partner and 9% believe there are acceptable circumstances for someone to hit their spouse or partner.

While 85% of respondents believe it is essential for society to treat women and men as equals and 95% consider gender equality across all areas as essential for the country's future success, 67% perceive that the media typically portray women and men in traditional roles; 38% believe that women call attention to themselves based on how they dress; and 10% agree that it is appropriate for men to discuss a female colleague's appearance at work.

When it comes to paid work, 1 respondent in 10 believes that a man's job is to earn money while a woman's is to look after the house and family, and that it is natural for men to earn more than women, as they should be the primary providers. In addition, 28% believe that women should work less and devote more time to caring for their family. Only 68% believe that having a paid job is the best way for a woman to be an independent person.

6.9 Mexico

TABLE 21

Perceptions: Percentage of respondents who agree with the statement

	% FOR MOST WOMEN	% FOR MOST MEN
In general, it is easy for most women/most men to get a quality education	46.6	54.2
In general, it is easy for most women/most men to be hired as skilled workers	35.5	54.0
In general, it is easy for most women/most men to run for elected office	24.4	54.7
In general, it is easy for women/men to buy property in their own name	35.9	56.6
In general, most women/men have control over their decision on who to marry	48.6	58.4
In general, most women/most men have control over their lives	48.6	65.6
In general, most women /most men have control over their personal finances	48.1	66.0

TABLE 22

Perceptions: Percentage of respondents who agree with each statement

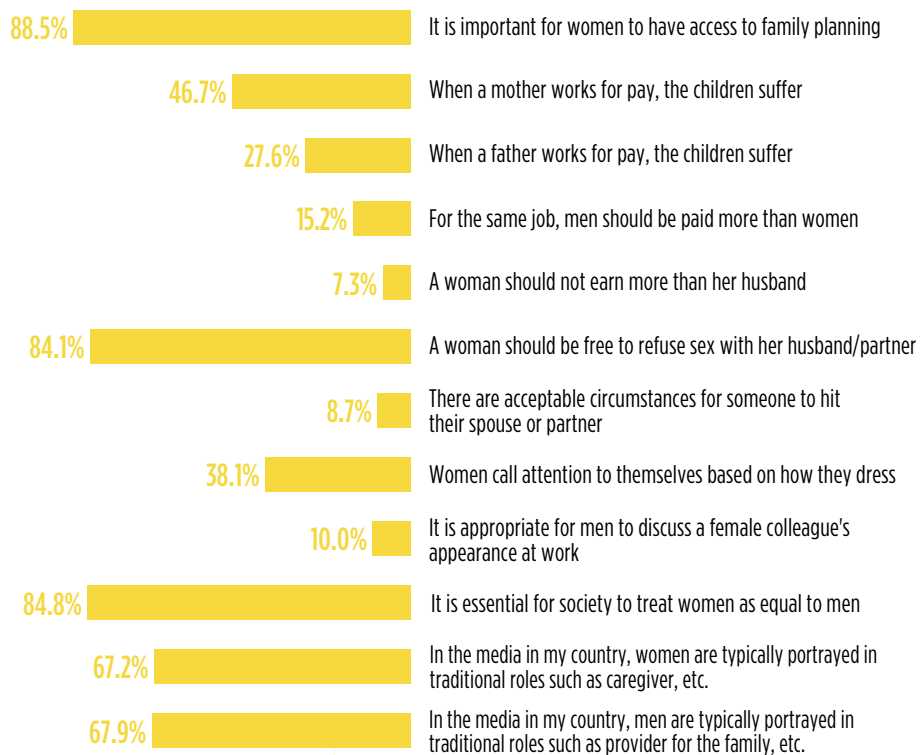
	% POOR/ UNSAFE	% ADEQUATE
In general, the quality of basic health care for women is	25.8	40.8
In general, the quality of basic health care for men is ...	23.2	42.6
In general, the quality of basic health care for you is ..	22.5	43.3
The quality of family planning services is ...	28.0	42.7
In general, do most women feel safe when they are in their home (by safe, we mean "free from physical, mental, or emotional harm")?	31.6	37.7
In general, do most women feel safe when they are in public spaces (by safe, we mean "free from physical, mental, or emotional harm")?	51.9	27.8

5.9 Mexico

FIGURE 88



Attitudes: Percentage of respondents who agree with each statement



6.9 Mexico

FIGURE 89



Future ideal: In your opinion, how important is each of the following to your country's future?

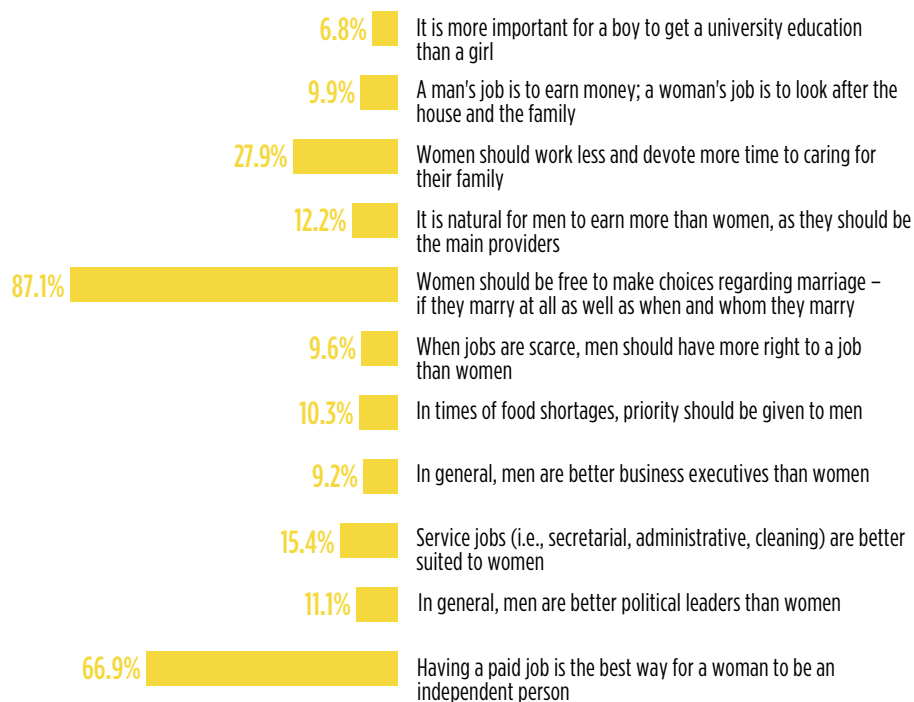
(Completely important + somewhat important)



FIGURE 90




Societal roles and priorities: Percentage of respondents who agree with each statement



6.10

Nigeria



Respondents in Nigeria see a significant gender gap in women's access to services, to quality education and basic health care, to opportunities to run for elected office, and to be hired as skilled workers. Women are perceived as having less control over their lives, including who to marry, as well as over their personal finances.

There is close to universal agreement about the importance of women's access to quality education and health care services for Nigeria's future success. However, 1 respondent in 3 believes it is more important for a boy to get a university education than a girl.

When it comes to perceptions of safety, 22% of respondents believe women feel unsafe in public spaces and 15% believe that most women feel unsafe at home. Nearly half (45%) of all respondents disagree that a woman should be free to refuse sex with her husband/partner; 22% believe that there are acceptable circumstances for someone to hit their spouse or partner; and 80% think that women call attention to themselves based on how they dress.

Regarding family expectations, 91% of respondents agree that women should be free to make choices about marriage, if they marry at all, and when and whom they marry. Although 89% believe it is essential for women to have access to family planning, nearly 1 in 5 respondents consider the quality of family planning services as poor.

In terms of paid work, although 67% agree that having a paid job is the best way for a woman to be an independent person, 88% of respondents believe women should work less and devote more time to caring for their family. In addition, 54% agree that a man's job is to earn money while a woman's job is to look after the house and the family; and nearly 30% believe that when a mother works for pay, children suffer. Nearly 72% of respondents believe it is natural for men to earn more than women, as they should be the primary providers. Moreover, 40% of respondents agree that men should be paid more than women for the same job, and that a woman should not earn more than her husband.

In times of scarcity, 57% believe men should have more right to a job than women, and 50% believe men should have priority when it comes to food.

6.10 Nigeria

TABLE 23

Perceptions: Percentage of respondents who agree with the statement

	% FOR MOST WOMEN	% FOR MOST MEN
In general, it is easy for most women/most men to get a quality education	41.9	46.5
In general, it is easy for most women/most men to be hired as skilled workers	38.8	51.7
In general, it is easy for most women/most men to run for elected office	18.5	75.7
In general, it is easy for women/men to buy property in their own name	45.8	83.4
In general, most women/men have control over their decision on who to marry	47.3	74.7
In general, most women/most men have control over their lives	45.1	79.3
In general, most women /most men have control over their personal finances	55.1	84.0

TABLE 24

Perceptions: Percentage of respondents who agree with each statement

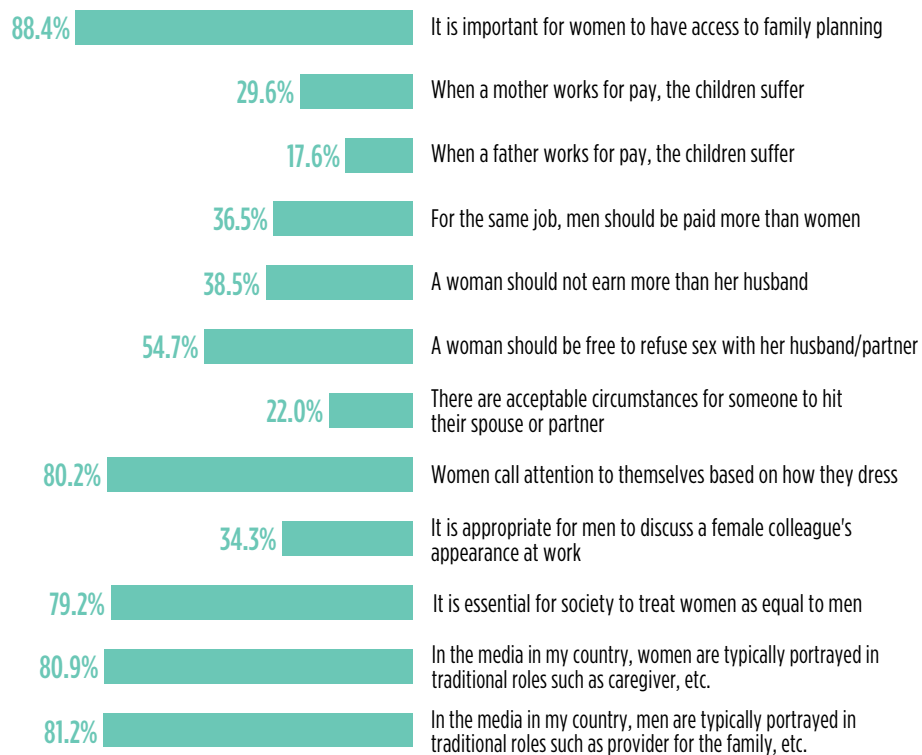
	% POOR/ UNSAFE	% ADEQUATE
In general, the quality of basic health care for women is	20.0	45.7
In general, the quality of basic health care for men is ...	21.5	49.5
In general, the quality of basic health care for you is ..	16.9	45.3
The quality of family planning services is ...	18.8	44.6
In general, do most women feel safe when they are in their home (by safe, we mean "free from physical, mental, or emotional harm")?	14.6	38.4
In general, do most women feel safe when they are in public spaces (by safe, we mean "free from physical, mental, or emotional harm")?	22.2	43.5

6.10 Nigeria

FIGURE 91



Attitudes: Percentage of respondents who agree with each statement



6.10 Nigeria

FIGURE 92



Future ideal: In your opinion, how important is each of the following to your country's future?

(Completely important + somewhat important)

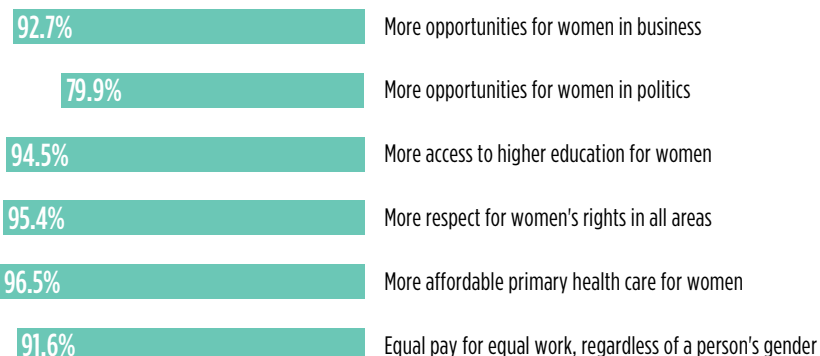
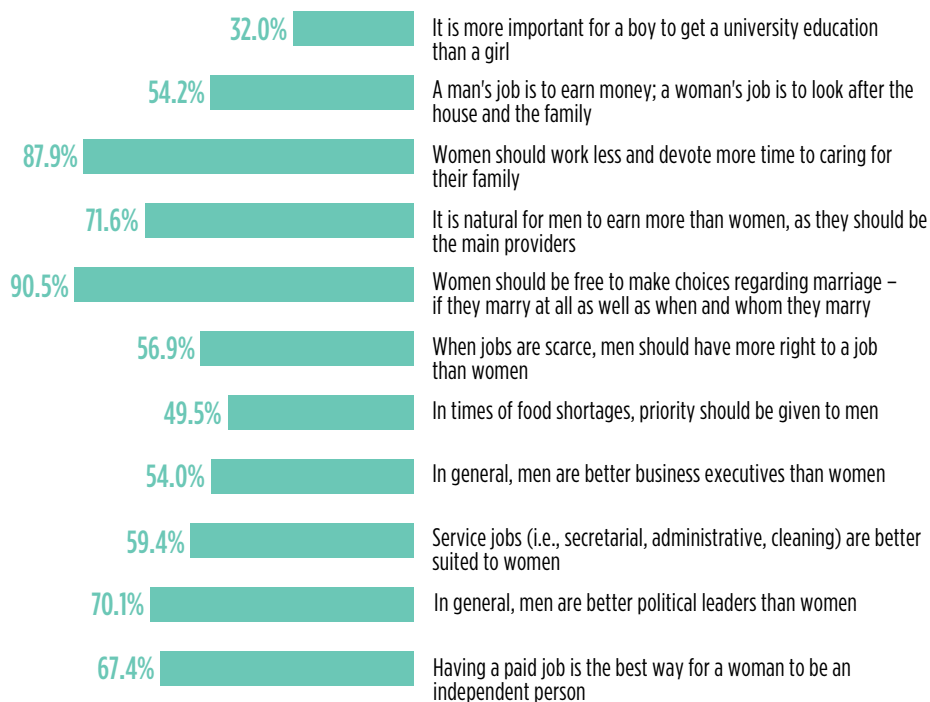


FIGURE 93




Societal roles and priorities: Percentage of respondents who agree with each statement



6.11

Philippines



Respondents in the Philippines generally agree that women and men have equal access to quality education and health care services and have a similar level of control over their lives, including over deciding who to marry. Yet, for women it is seen as less easy to be hired as skilled workers or to run for elected office.

Most respondents (89%) believe it is essential for society to treat women as equal to men, yet 42% think it is more important for a boy to get a university education than a girl. Moreover, although 95% of respondents say they believe that equal pay for equal work (regardless of gender) is essential to the country's future success, 26% of respondents agree that for the same job men should be paid more than women and 19% believe that a woman should not earn more than her husband. Moreover, the vast majority (70%) perceive that a man's job is to earn money while a woman's is to look after the house and the family, while 64% believe it is natural for men to earn more than women as they should be the primary providers.

Another 78% of respondents believe that the media typically portray women in traditional roles and 84% believe men are typically portrayed the same way. When it comes to perceptions around the suitability of certain professions, 44% of respondents say men make better executives than women; 55% agree that service jobs are better suited to women; and 54% believe that men make better political leaders.

When it comes to safety, 16% of respondents disagree that a woman should be free to refuse sex with her husband/ partner, and almost 30% agree that there are acceptable circumstances for someone to hit their spouse or partner. In addition, 63% believe that women call attention to themselves based on how they dress, and 40% believe it is appropriate for men to discuss a female colleague's appearance at work.

At the same time, there is almost unanimous agreement that more respect for women's rights in all areas is essential to the country's future success. However, in times of scarcity, 45% of respondents agree that men should have more right to a job and 33% agree that men should have priority when it comes to food.

6.11 Philippines

TABLE 25

Perceptions: Percentage of respondents who agree with the statement

	% FOR MOST WOMEN	% FOR MOST MEN
In general, it is easy for most women/most men to get a quality education	62.4	63.0
In general, it is easy for most women/most men to be hired as skilled workers	52.1	65.9
In general, it is easy for most women/most men to run for elected office	48.9	68.7
In general, it is easy for women/men to buy property in their own name	57.8	65.0
In general, most women/men have control over their decision on who to marry	63.0	70.8
In general, most women/most men have control over their lives	67.7	72.1
In general, most women /most men have control over their personal finances	68.0	68.4

TABLE 26

Perceptions: Percentage of respondents who agree with each statement

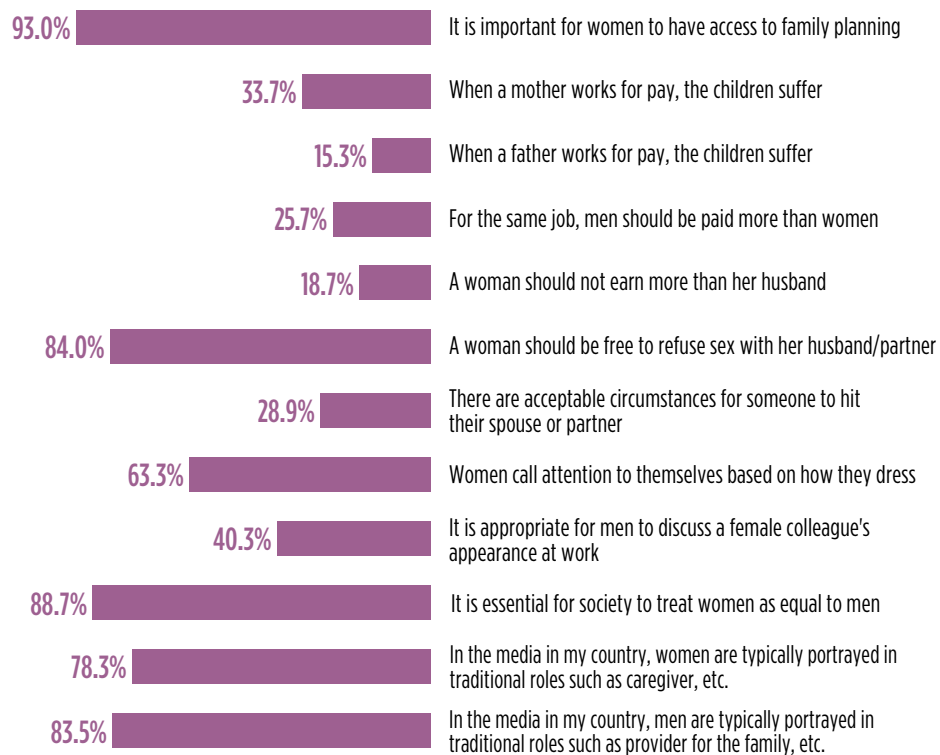
	% POOR/ UNSAFE	% ADEQUATE
In general, the quality of basic health care for women is	6.2	45.5
In general, the quality of basic health care for men is ...	7.1	46.3
In general, the quality of basic health care for you is ..	4.9	44.0
The quality of family planning services is ...	13.4	48.1
In general, do most women feel safe when they are in their home (by safe, we mean "free from physical, mental, or emotional harm")?	4.1	28.6
In general, do most women feel safe when they are in public spaces (by safe, we mean "free from physical, mental, or emotional harm")?	11.1	41.4

6.11 Philippines

FIGURE 94



Attitudes: Percentage of respondents who agree with each statement



6.11 Philippines

FIGURE 95



Future ideal: In your opinion, how important is each of the following to your country's future?

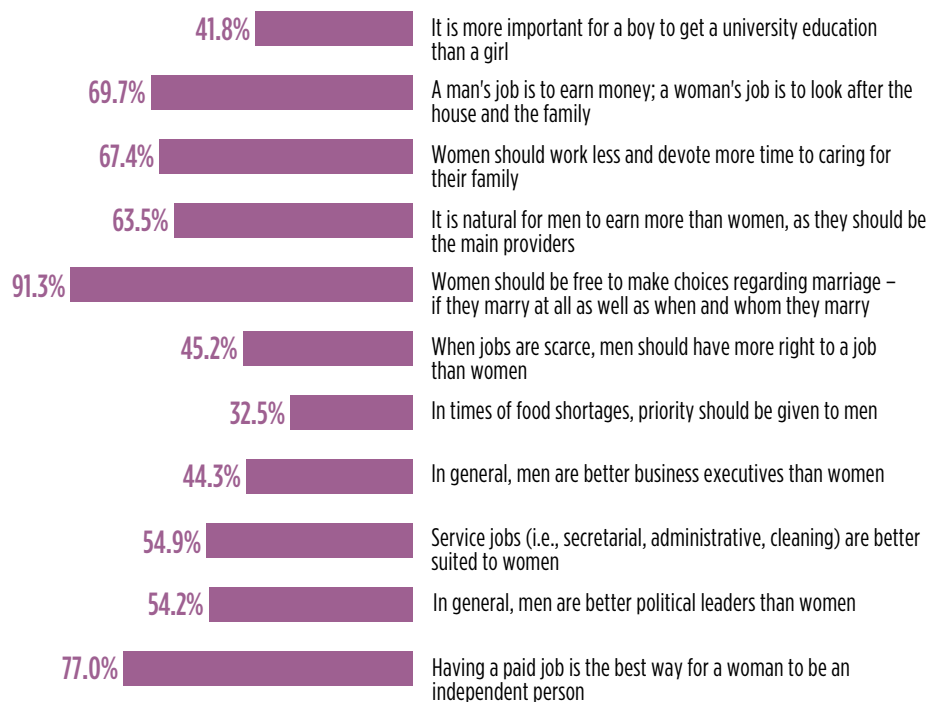
(Completely important + somewhat important)



FIGURE 96




Societal roles and priorities: Percentage of respondents who agree with each statement



6.12

Poland



Respondents in Poland believe it is easier for most men than most women to be skilled workers and to run for elected office. Men are also seen as having more control over their lives, including their finances, and most women are perceived as having less access to quality education and health services. One respondent in four believes that it is more important for a boy to get a university education than a girl.

Most respondents (82%) believe it is essential for society to treat women as equal to men. However, nearly 18% agree that men should be paid more than women for the same job, and that a woman should not earn more than her husband. Moreover, 51% believe that women should work less and devote more time to caring for their family, and roughly 33% of respondents agree that a man's job is to earn money while a woman's is to look after the house and family and that it is natural for men to earn more than women as they should be the main providers. In addition, 38% believe that when a mother works for pay the children suffer, while only 24% believe the same about a working father.

When it comes to women's safety, only 6% of respondents believe women feel unsafe at home or in public, and 83% think a woman should be free to refuse sex with her husband/partner. However, 17% agree that there are acceptable circumstances for someone to hit their spouse or partner. A quarter of respondents believe that the quality of family planning services is poor, yet 83% believe it is important for women to have access to family planning.

Nearly 70% of respondents agree that the media typically portray women in traditional roles – such as a wife, mother or caregiver – while men are often depicted as providing for the family, as leaders or as businessmen. Meanwhile, 78% believe that women call attention to themselves based on how they dress, and 35% agree that it is appropriate for men to discuss a female colleague's appearance at work.

In times of scarcity, 27% believe that men should have more right to a job than women and 21% believe that men should have priority when it comes to food.

6.12 Poland

TABLE 27

Perceptions: Percentage of respondents who agree with the statement

	% FOR MOST WOMEN	% FOR MOST MEN
In general, it is easy for most women/most men to get a quality education	60.8	61.9
In general, it is easy for most women/most men to be hired as skilled workers	46.2	60.8
In general, it is easy for most women/most men to run for elected office	27.5	45.8
In general, it is easy for women/men to buy property in their own name	53.8	61.7
In general, most women/men have control over their decision on who to marry	71.0	69.5
In general, most women/most men have control over their lives	70.3	74.7
In general, most women /most men have control over their personal finances	65.8	74.6

TABLE 28

Perceptions: Percentage of respondents who agree with each statement

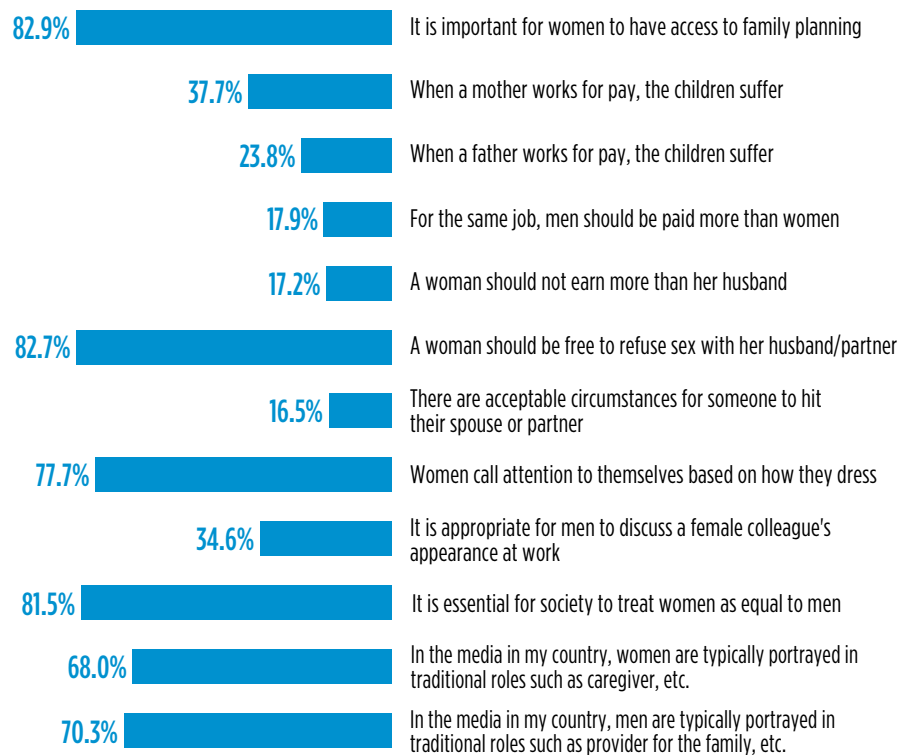
	% POOR/ UNSAFE	% ADEQUATE
In general, the quality of basic health care for women is	21.6	42.9
In general, the quality of basic health care for men is ...	20.8	44.6
In general, the quality of basic health care for you is ..	22.8	44.9
The quality of family planning services is ...	24.5	47.4
In general, do most women feel safe when they are in their home (by safe, we mean "free from physical, mental, or emotional harm")?	6.0	38.4
In general, do most women feel safe when they are in public spaces (by safe, we mean "free from physical, mental, or emotional harm")?	6.6	36.9

6.12 Poland

FIGURE 97



Attitudes: Percentage of respondents who agree with each statement



6.12 Poland

FIGURE 98



Future ideal: In your opinion, how important is each of the following to your country's future?

(Completely important + somewhat important)

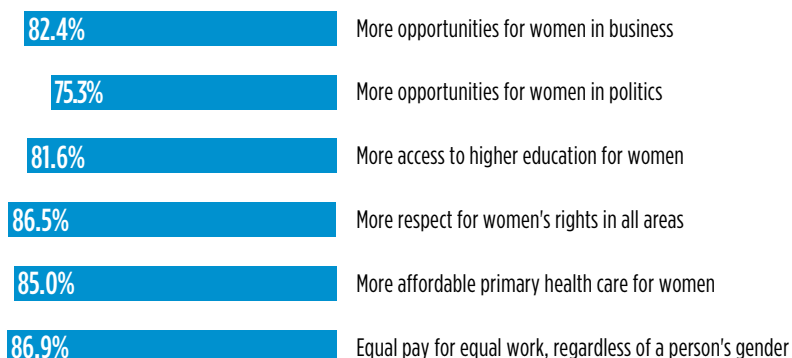
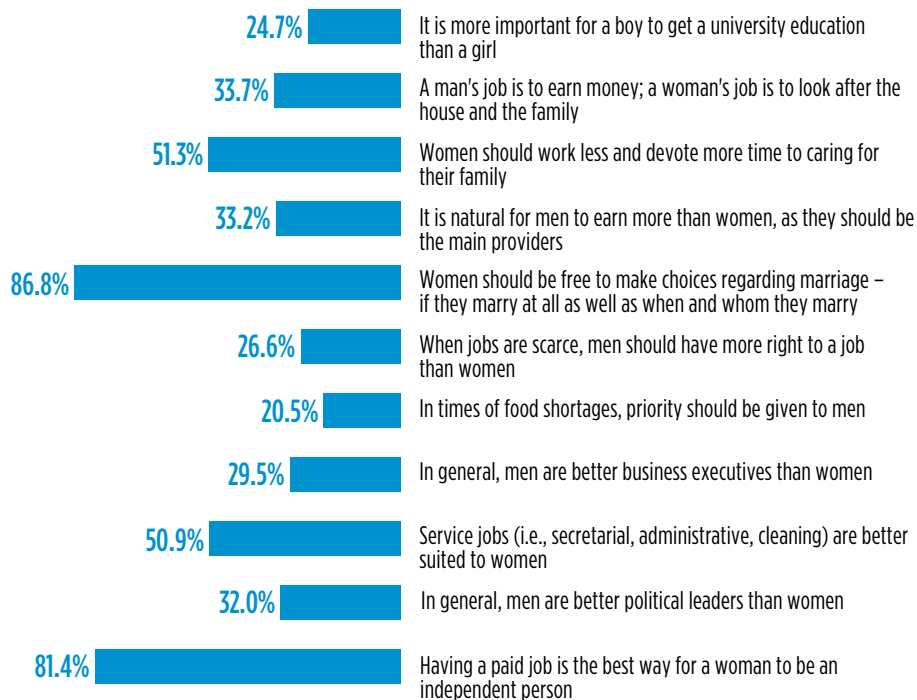


FIGURE 99

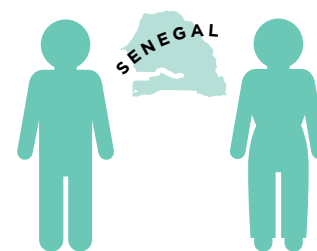


Societal roles and priorities: Percentage of respondents who agree with each statement



6.13

Senegal



In Senegal, many respondents believe it is easier for most men to get a quality education than for most women. The greatest perceived disadvantages for most women are in running for elected office, buying property in their name, and having control over their lives and finances.

Although 64% of respondents agree that it is essential for women to have access to family planning, 20% of respondents believe that the quality of family planning services is poor.

When it comes to safety, 14% of respondents think women feel unsafe in their home, and 28% believe most women feel unsafe in public spaces. Nearly 1 respondent in 3 disagrees that a woman should be free to refuse sex with her husband/partner and 18% believe that there are acceptable circumstances for someone to hit their spouse or partner. In addition, 65% believe that women call attention to themselves by the way they dress, and 43% consider it appropriate for men to discuss a female colleague's appearance at work.

There are striking disparities in perceptions about the responsibility for paid and unpaid work. At least 48% of respondents believe a man's job is to earn money while a woman's is to look after the house and family; 74% believe women should work less and devote more time to caring for their family, and 61% agree it is natural for men to earn more than women, as they should be the primary providers. In addition, 32% believe that for the same job, men should be paid more than women, and 35% believe that a woman should not earn more than her husband.

Both women and men are overwhelmingly shown in traditional roles in the media, with 64% believing that women are typically portrayed in roles such as a wife, mother or caregiver, and 72% saying men are typically portrayed as providing for the family, as a leader or as a businessman.

When it comes to their country's future success, more than 90% of respondents in Senegal consider it important to have more respect for women's rights in all areas, more affordable primary health care and more access to higher education for women. Nevertheless, 34% believe it is more important for a boy to get a university education than a girl.

In times of scarcity, more than 60% of respondents believe men should have more rights than women to a job and nearly 45% believe men should have priority when it comes to food.

6.13 Senegal

TABLE 29

Perceptions: Percentage of respondents who agree with the statement

	% FOR MOST WOMEN	% FOR MOST MEN
In general, it is easy for most women/most men to get a quality education	23.5	32.1
In general, it is easy for most women/most men to be hired as skilled workers	21.7	25.2
In general, it is easy for most women/most men to run for elected office	22.5	60.3
In general, it is easy for women/men to buy property in their own name	39.9	55.1
In general, most women/men have control over their decision on who to marry	42.7	57.9
In general, most women/most men have control over their lives	31.1	51.9
In general, most women /most men have control over their personal finances	46.3	60.5

TABLE 30

Perceptions: Percentage of respondents who agree with each statement

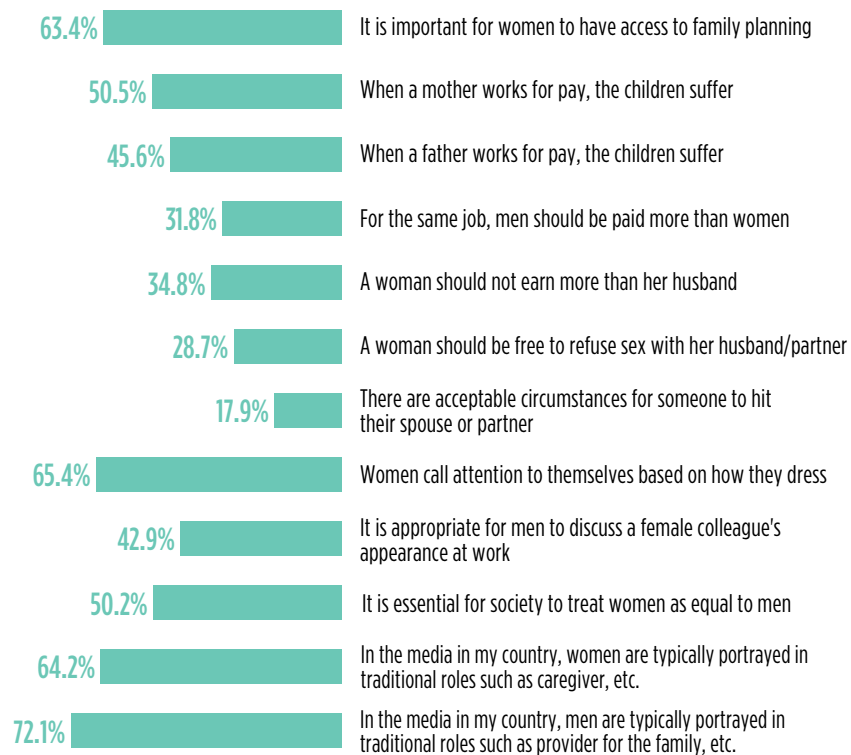
	% POOR/ UNSAFE	% ADEQUATE
In general, the quality of basic health care for women is	30.4	49.7
In general, the quality of basic health care for men is ...	28.6	50.9
In general, the quality of basic health care for you is ..	24.3	50.8
The quality of family planning services is ...	20.4	48.2
In general, do most women feel safe when they are in their home (by safe, we mean "free from physical, mental, or emotional harm")?	13.9	40.2
In general, do most women feel safe when they are in public spaces (by safe, we mean "free from physical, mental, or emotional harm")?	27.7	44.2

6.13 Senegal

FIGURE 100



Attitudes: Percentage of respondents who agree with each statement



6.13 Senegal

FIGURE 101



Future ideal: In your opinion, how important is each of the following to your country's future?

(Completely important + somewhat important)

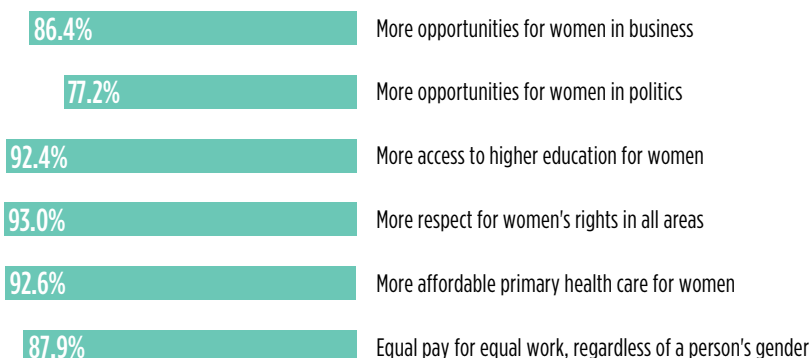
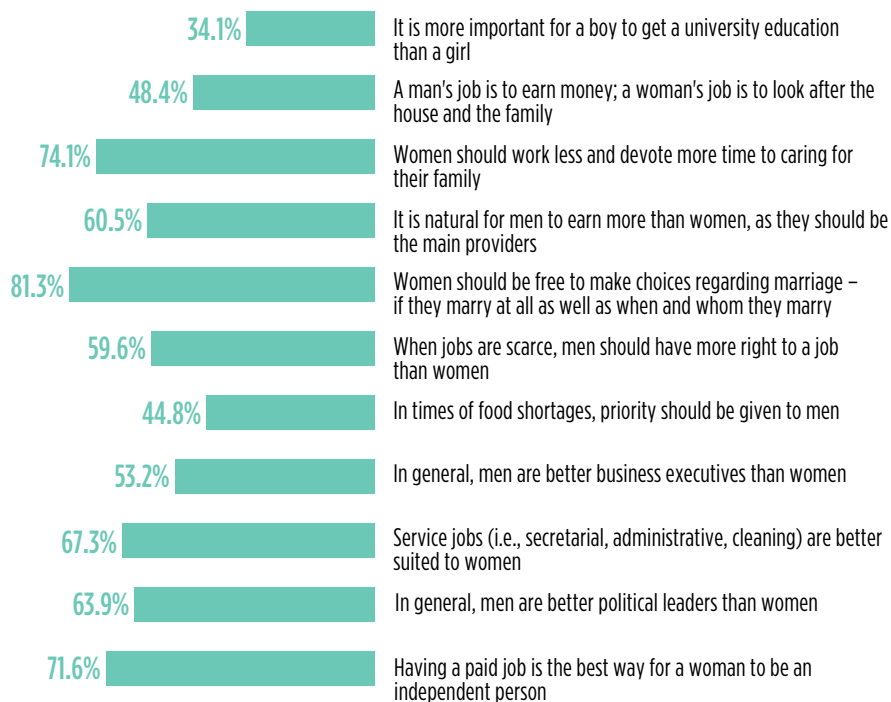


FIGURE 102



Societal roles and priorities: Percentage of respondents who agree with each statement



6.14

South Africa



Respondents in South Africa believe it is easier for most men than for most women to access quality education and health care, be hired as skilled workers, run for elected office, buy property in their name, and have control over personal finances and decisions in their lives.

At the same time, most respondents (89%) agree that women should be free to make choices regarding marriage – if, when and whom they marry – and 91% believe it is essential for women to have access to family planning. Although 92% of respondents see women’s access to university education as key to the country’s future success, 33% agree that it is more important for a boy to get a university education than a girl.

Most respondents (86%) believe it is essential for society to treat women as equal to men and 82% agree that a woman should be free to refuse sex with her husband/partner. Yet 33% also think there are acceptable circumstances for someone to hit their spouse or partner. In addition, 34% of respondents perceive that most women feel unsafe in their home, and 41% perceive that most women feel unsafe in public spaces.

Roughly 3 in 4 respondents believe that both women and men are typically portrayed by the media in traditional roles. Nearly half (46%) agree that women call attention to themselves based on how they dress, and 37% believe it is appropriate for men to discuss a female colleague’s appearance at work.

Interestingly, although 44% believe that a man’s job is to earn money while a woman’s job is to look after the house and the family, and half of respondents agree that women should work less and devote more time to caring for their family, 1 respondent in 3 agrees that children suffer just as much when the mother and the father work for pay. Conversely, 1 in 3 also believes that men should be paid more than women for the same job, and that a woman should not earn more than her husband.

Respondents in South Africa ascribe high importance to gender equality in all areas for their country’s future success. Yet 42% of respondents believe that when jobs are scarce, men should have more right to a job than women and that men should be given priority in times of food shortages.

6.14 South Africa

TABLE 31

Perceptions: Percentage of respondents who agree with the statement

	% FOR MOST WOMEN	% FOR MOST MEN
In general, it is easy for most women/most men to get a quality education	61.4	63.4
In general, it is easy for most women/most men to be hired as skilled workers	36.9	50.6
In general, it is easy for most women/most men to run for elected office	36.4	60.5
In general, it is easy for women/men to buy property in their own name	49.7	63.6
In general, most women/men have control over their decision on who to marry	55.6	70.5
In general, most women/most men have control over their lives	55.3	73.2
In general, most women /most men have control over their personal finances	59.3	67.4

TABLE 32

Perceptions: Percentage of respondents who agree with each statement

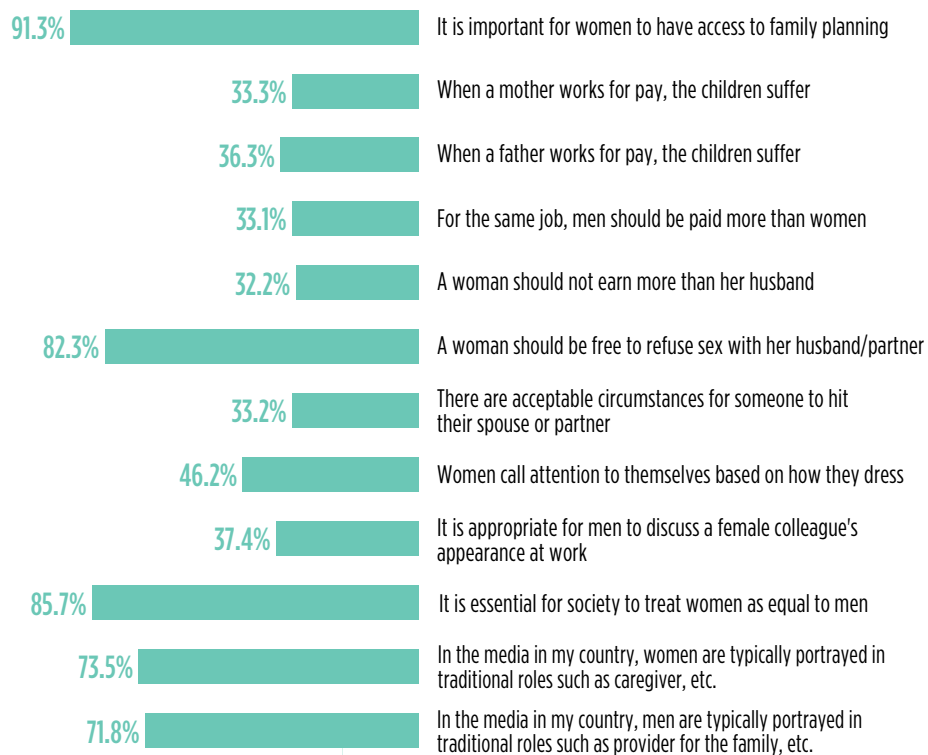
	% POOR/ UNSAFE	% ADEQUATE
In general, the quality of basic health care for women is	16.7	34.7
In general, the quality of basic health care for men is ...	17.8	35.8
In general, the quality of basic health care for you is ..	16.4	31.5
The quality of family planning services is ...	16.4	32.9
In general, do most women feel safe when they are in their home (by safe, we mean "free from physical, mental, or emotional harm")?	33.6	31.6
In general, do most women feel safe when they are in public spaces (by safe, we mean "free from physical, mental, or emotional harm")?	41.3	27.9

6.14 South Africa

FIGURE 103



Attitudes: Percentage of respondents who agree with each statement



6.14 South Africa

FIGURE 104



Future ideal: In your opinion, how important is each of the following to your country's future?

(Completely important + somewhat important)

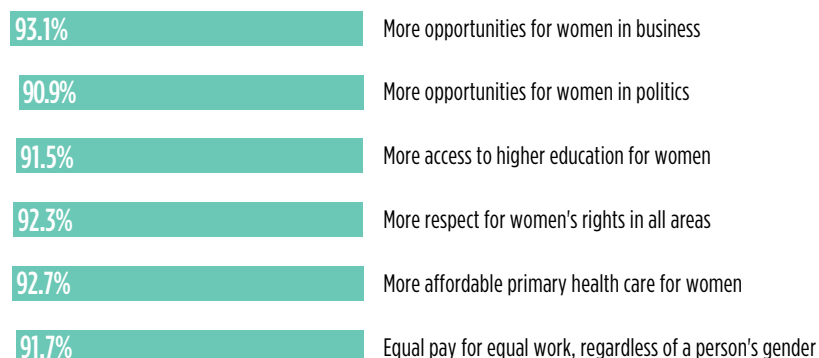
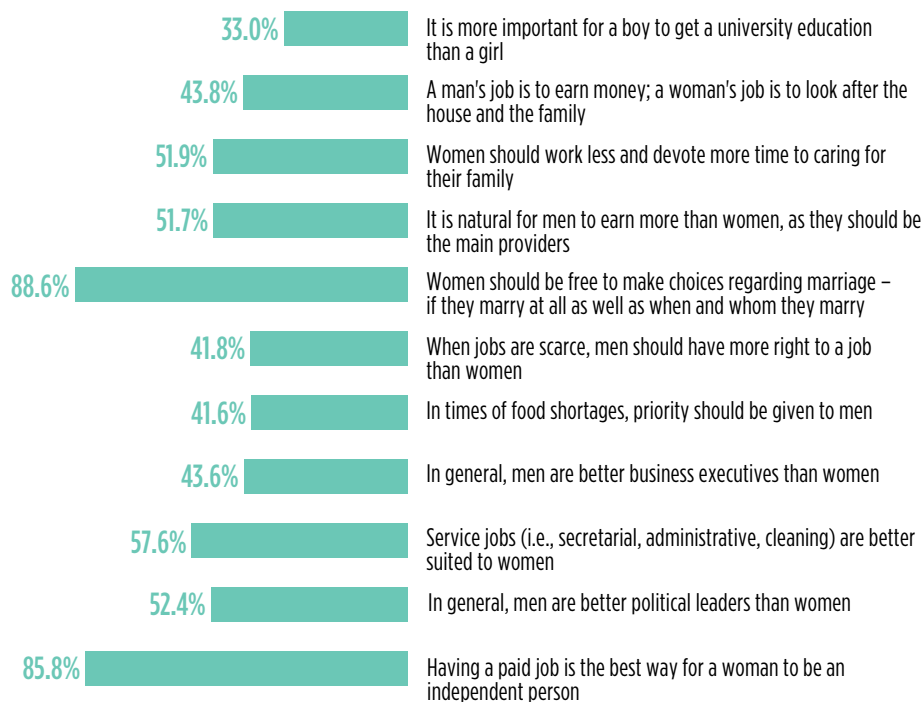


FIGURE 105



Societal roles and priorities: Percentage of respondents who agree with each statement



6.15

Spain



Respondents in Spain believe that it is as easy for most women as it is for most men to access quality education, control their personal finances and make decisions regarding who to marry. However, there are perceived gaps when it comes to the ease of most women or men to run for elected office (seen as easy for 42% of women versus 71% of men) or being hired as skilled workers (seen as easy for 45% of women versus 66% of men).

More than 90% of respondents agree that women should be free to make choices regarding marriage – if they marry at all and when and whom they marry - and that they need to have access to family planning and be free to refuse sex with their husbands/partner. However, 1 respondent in 10 believes there are acceptable circumstances for someone to hit their spouse or partner.

More than half of respondents think women call attention to themselves based on how they dress, and 16% agree that it is appropriate for men to discuss a female colleague's appearance at work. Roughly 2 in 3 respondents believe that the media typically portray women and men in traditional roles.

While more than 91% of respondents agree that society needs to treat women as equal to men and nearly 96% see equal pay for equal work as essential for their country's future success, 12% of respondents believe that men should be paid more than women for the same job. Moreover, nearly 10% of respondents believe it is natural for men to earn more than women as they should be the primary providers, and 15% agree that women should work less and devote more time to caring for their families.

6.15 Spain

TABLE 33

Perceptions: Percentage of respondents who agree with the statement

	% FOR MOST WOMEN	% FOR MOST MEN
In general, it is easy for most women/most men to get a quality education	73.0	75.7
In general, it is easy for most women/most men to be hired as skilled workers	44.7	65.8
In general, it is easy for most women/most men to run for elected office	41.5	71.3
In general, it is easy for women/men to buy property in their own name	69.2	78.4
In general, most women/men have control over their decision on who to marry	75.2	75.7
In general, most women/most men have control over their lives	72.3	81.2
In general, most women /most men have control over their personal finances	79.0	83.8

TABLE 34

Perceptions: Percentage of respondents who agree with each statement

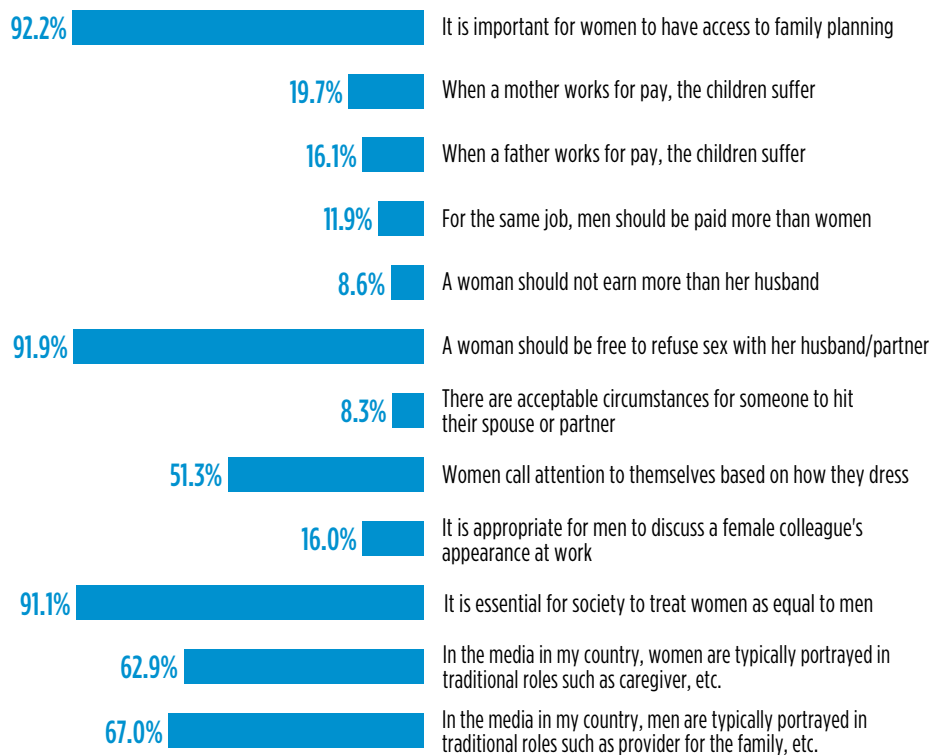
	% POOR/ UNSAFE	% ADEQUATE
In general, the quality of basic health care for women is	2.9	21.4
In general, the quality of basic health care for men is ...	2.1	21.2
In general, the quality of basic health care for you is ..	2.2	22.3
The quality of family planning services is ...	5.4	37.0
In general, do most women feel safe when they are in their home (by safe, we mean "free from physical, mental, or emotional harm")?	7.9	27.7
In general, do most women feel safe when they are in public spaces (by safe, we mean "free from physical, mental, or emotional harm")?	9.4	32.8

6.15 Spain

FIGURE 106



Attitudes: Percentage of respondents who agree with each statement



6.15 Spain

FIGURE 107



Future ideal: In your opinion, how important is each of the following to your country's future?

(Completely important + somewhat important)

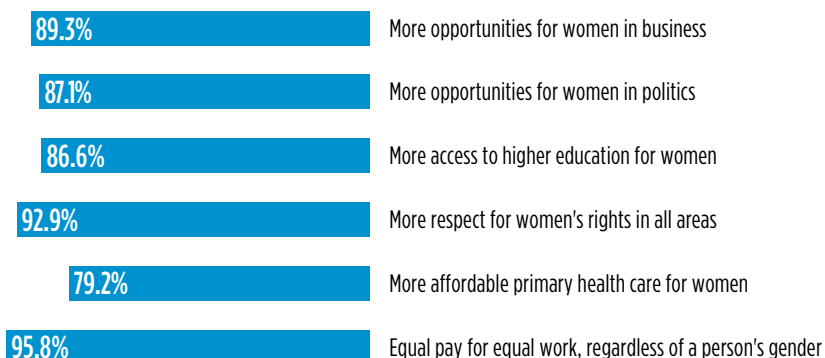
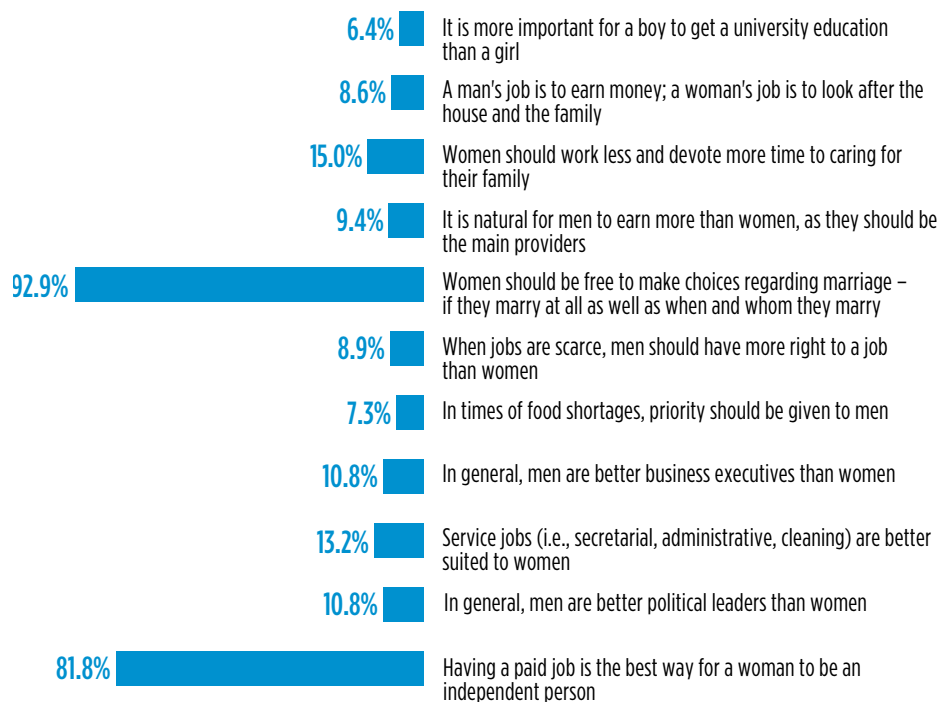


FIGURE 108




Societal roles and priorities: Percentage of respondents who agree with each statement



6.16

Sweden



Respondents in Sweden believe women have reasonable control over their lives, decisions over who to marry, and personal finances as well as equal access to quality education and health care services. Despite this, respondents think it is less easy for most women to be hired as skilled workers (60% for women versus 71% for men) or to run for elected office (48% for women versus 61% for men).

Most respondents (87%) agree that it is essential for society to treat women as equal to men and 89% say equal work for equal pay is important for their country's future success. However, nearly 19% of respondents agree that for the same job men should be paid more than women; 20% believe that a woman should not earn more than her husband; and 27% see it as natural for men to earn more as they should be the main providers. In addition, 23% of respondents in Sweden believe that a man's job is to earn money while a woman's is to look after the house and family, and 28% agree that women should work less and devote more time to caring for their family.

Almost 90% of respondents agree that women should be free to make choices regarding marriage – if they marry at all and when and whom they marry – and 90% also believe that women should be free to refuse sex with their husband/partner. Yet 20% of respondents think there are acceptable circumstances for someone to hit their spouse or partner, a rate that has increased by 6 percentage points since 2018.

In addition, 24% think it is appropriate for men to discuss a female colleague's appearance at work, and more than 60% agree that women call attention to themselves based on how they dress. Half of respondents (51%) agree that women are typically portrayed in traditional roles in the media – as a wife, mother or caregiver – and even more respondents (60%) agree that men are portrayed in traditional male roles – such as providers for the family, leaders or businessmen.

Despite progress on gender equality, 1 respondent in 5 does not value the importance of ensuring equal conditions and opportunities for women across all areas for their country's future success. In times of scarcity, 21% believe men should have more rights to a job than women and more than 17% believe men should have priority when it comes to food.

6.16 Sweden

TABLE 35

Perceptions: Percentage of respondents who agree with the statement

	% FOR MOST WOMEN	% FOR MOST MEN
In general, it is easy for most women/most men to get a quality education	70.0	73.7
In general, it is easy for most women/most men to be hired as skilled workers	59.9	71.0
In general, it is easy for most women/most men to run for elected office	48.0	60.5
In general, it is easy for women/men to buy property in their own name	61.0	66.7
In general, most women/men have control over their decision on who to marry	70.3	70.3
In general, most women/most men have control over their lives	69.4	75.0
In general, most women /most men have control over their personal finances	68.1	71.8

TABLE 36

Perceptions: Percentage of respondents who agree with each statement

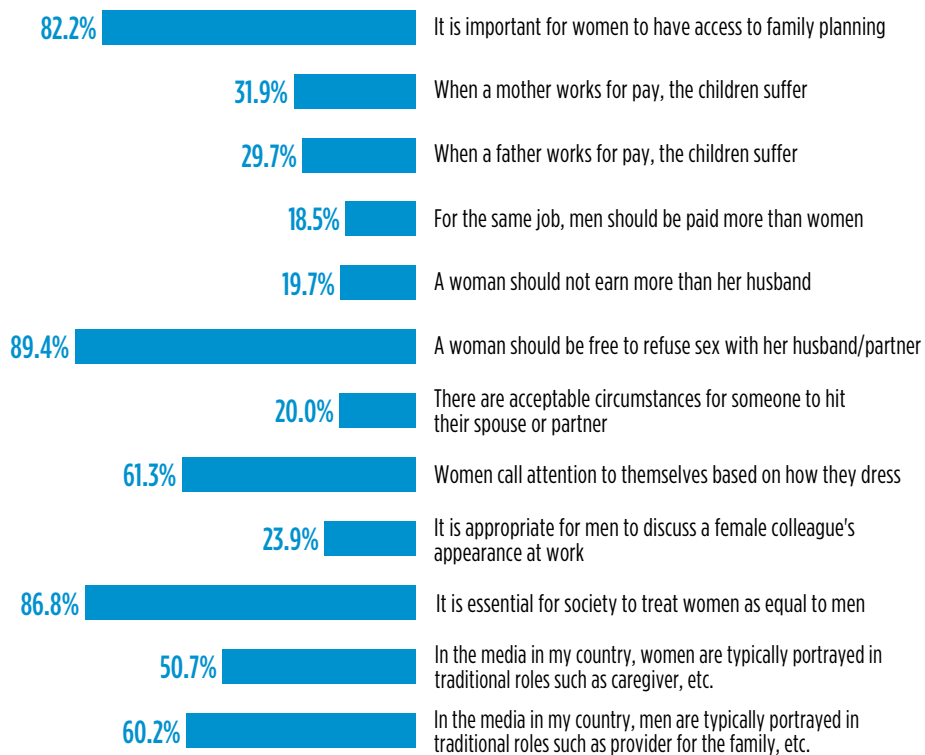
	% POOR/ UNSAFE	% ADEQUATE
In general, the quality of basic health care for women is	8.3	29.3
In general, the quality of basic health care for men is ...	6.8	29.4
In general, the quality of basic health care for you is ..	10.7	29.6
The quality of family planning services is ...	6.6	43.5
In general, do most women feel safe when they are in their home (by safe, we mean "free from physical, mental, or emotional harm")?	7.8	38.6
In general, do most women feel safe when they are in public spaces (by safe, we mean "free from physical, mental, or emotional harm")?	14.5	35.4

6.16 Sweden

FIGURE 109



Attitudes: Percentage of respondents who agree with each statement



6.16 Sweden

FIGURE 110



Future ideal: In your opinion, how important is each of the following to your country's future?

(Completely important + somewhat important)

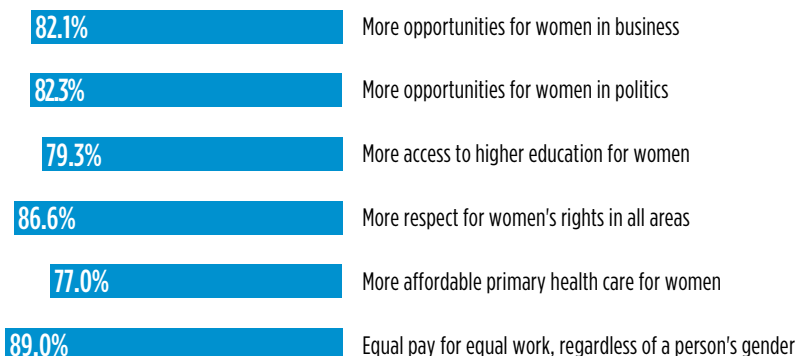
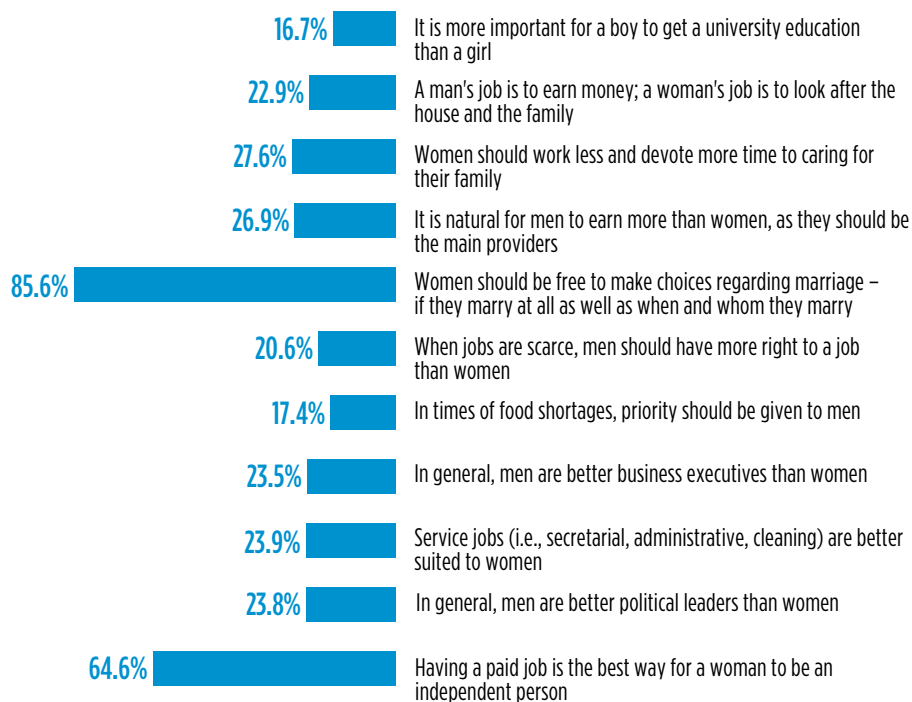


FIGURE 111




Societal roles and priorities: Percentage of respondents who agree with each statement



6.17

Turkey



Respondents in Turkey believe most women have less control than most men over their lives, their personal finances and their choice about who to marry. Women's access to quality education and health services, and ability to be hired as skilled workers or to run for elected office are also viewed as poor compared to men.

Most respondents (79%) believe that women should be free to make choices regarding marriage – if or when and whom they marry. They also think it is essential for women to access family planning, yet 1 respondent in 5 disagrees that a woman should be free to refuse sex with her husband/partner, and agrees that there are acceptable circumstances for someone to hit their spouse or partner.

When it comes to work, 30% of respondents believe that men should be paid more than women for the same job; 34% feel that a woman should not earn more than her husband; and 54% consider it natural for men to earn more than women as they should be the main providers. In addition, 42% of respondents agree that a man's job is to earn money while a woman's is to look after the house and family, and 55% believe women should work less and devote more time to caring for their family. Respondents are also twice as likely to believe that children suffer when the mother works for pay compared to when the father does.

Half of respondents agree that women call attention to themselves based on how they dress, and 1 in 3 thinks it is appropriate for men to discuss a female colleague's appearance at work. More than 61% of respondents agree that women are typically portrayed in traditional roles in the media, and 64% believe the same for men. Nearly 18% of respondents think that most women feel unsafe – both when they are at home and when they are in public spaces.

When asked about conditions for their country's success, most respondents highlighted equal pay for equal work, more respect for women's rights in all areas, and access to affordable primary health care and to university education as their top priorities. Yet, 1 in 3 agrees that it is more important for a boy to get a university education than a girl.

Moreover, in times of scarcity, 43% of respondents agree that men should have more right to a job than women while 28% believe that men should get priority when it comes to food.

6.17 Turkey

TABLE 37

Perceptions: Percentage of respondents who agree with the statement

	% FOR MOST WOMEN	% FOR MOST MEN
In general, it is easy for most women/most men to get a quality education	41.3	47.2
In general, it is easy for most women/most men to be hired as skilled workers	38.7	49.3
In general, it is easy for most women/most men to run for elected office	34.3	58.1
In general, is it easy for women/men to buy property in their own name	42.7	54.9
In general, most women/men have control over their decision on who to marry	46.0	60.7
In general, most women/most men have control over their lives	47.8	57.8
In general, most women /most men have control over their personal finances	45.1	55.8

TABLE 38

Perceptions: Percentage of respondents who agree with each statement

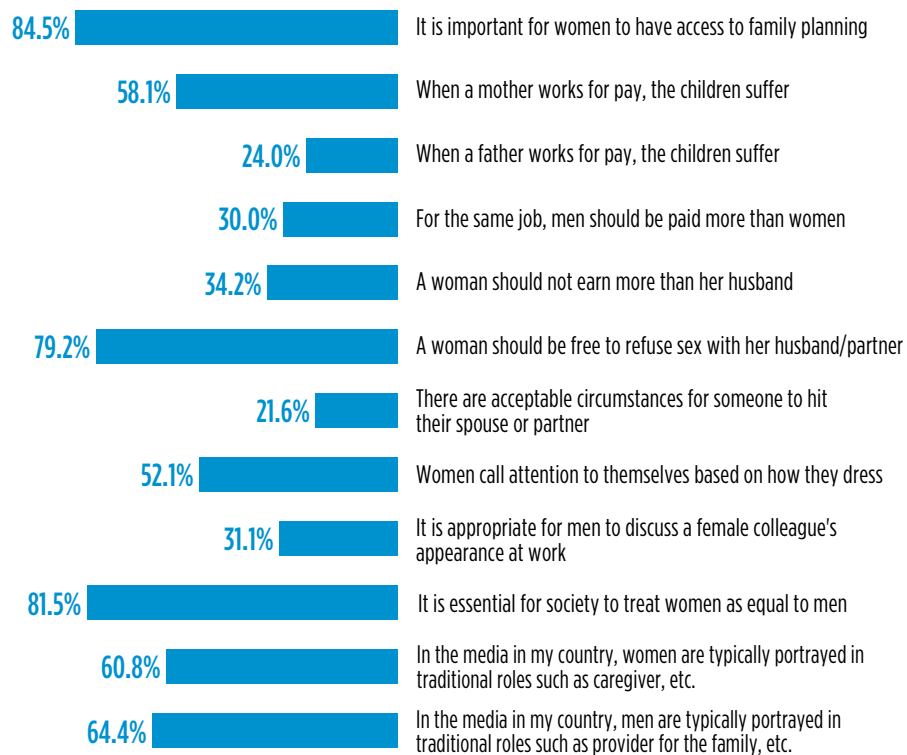
	% POOR/ UNSAFE	% ADEQUATE
In general, the quality of basic health care for women is	15.0	36.5
In general, the quality of basic health care for men is ...	10.0	37.1
In general, the quality of basic health care for you is ..	11.9	39.3
The quality of family planning services is ...	13.8	43.1
In general, do most women feel safe when they are in their home (by safe, we mean "free from physical, mental, or emotional harm")?	18.0	37.8
In general, do most women feel safe when they are in public spaces (by safe, we mean "free from physical, mental, or emotional harm")?	17.7	38.4

6.17 Turkey

FIGURE 112



Attitudes: Percentage of respondents who agree with each statement



6.17 Turkey

FIGURE 113



Future ideal: In your opinion, how important is each of the following to your country's future?

(Completely important + somewhat important)

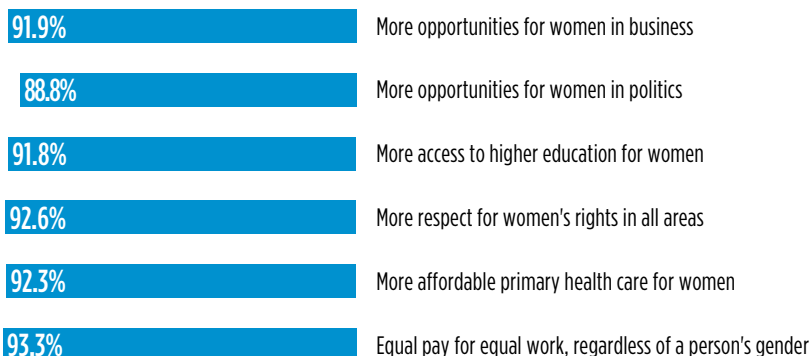
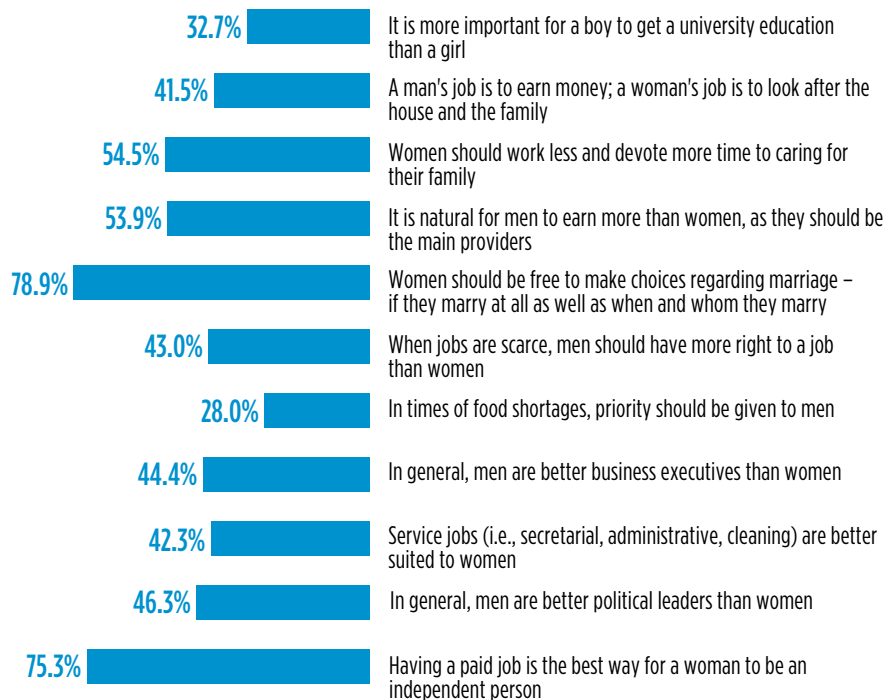


FIGURE 114

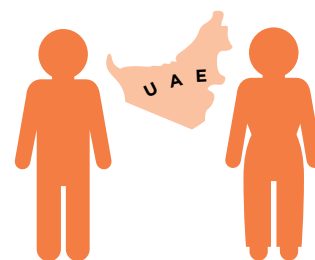


Societal roles and priorities: Percentage of respondents who agree with each statement



6.18

United Arab Emirates



Respondents in the UAE perceive that women and men have equal access to quality education and basic health care. Men are perceived as having an advantage in being hired as skilled workers or running for elected office and are seen as having significantly more control over their lives, decisions about who to marry and over their personal finances.

While most respondents (85%) believe that it is essential for society to treat women as equal to men, women are perceived to have a much higher responsibility for the home. More than 60% of respondents believe it is natural for men to earn more than women, as they should be the primary providers, and that women should work less and devote more time to caring for their family. Meanwhile, 54% of respondents believe a man's job is to earn money while a woman's is to look after the house and the family; 33% feel that men should be paid more than women for the same job; and 25% agree that a woman should not earn more than her husband.

Most respondents (91%) believe it is essential for women to have access to family planning. Moreover, 2 in 3 respondents think a woman should be free to refuse sex with her husband/partner. Yet, 1 respondent in 4 agrees that there are acceptable circumstances for someone to hit their spouse or partner. At the same time, almost no respondents believe women feel unsafe at home or in public spaces.

Almost half of respondents agree that women call attention to themselves based on how they dress. Moreover, 3 in 4 respondents agree that in the media, women are typically portrayed in traditional roles – as a wife, mother or caregiver – while men are generally portrayed as providing for the family, as leaders or as businessmen.

In terms of their country's future success, respondents prioritize more respect for women's rights in all areas, more affordable primary health care for women, equal pay for equal work regardless of a person's gender, and women's greater access to university education. Yet, 30% of respondents believe it is more important for a boy to get a university education than a girl.

In times of scarcity, most respondents (56%) agree that men should have more right to a job than women, and 30% agree that during food shortages priority should be given to men.

6.18 United Arab Emirates

TABLE 39

Perceptions: Percentage of respondents who agree with the statement

	% FOR MOST WOMEN	% FOR MOST MEN
In general, it is easy for most women/most men to get a quality education	83.8	85.3
In general, it is easy for most women/most men to be hired as skilled workers	67.8	78.8
In general, it is easy for most women/most men to run for elected office	62.9	78.8
In general, it is easy for women/men to buy property in their own name	68.1	82.3
In general, most women/men have control over their decision on who to marry	70.3	85.0
In general, most women/most men have control over their lives	75.7	87.7
In general, most women /most men have control over their personal finances	76.2	87.7

TABLE 40

Perceptions: Percentage of respondents who agree with each statement

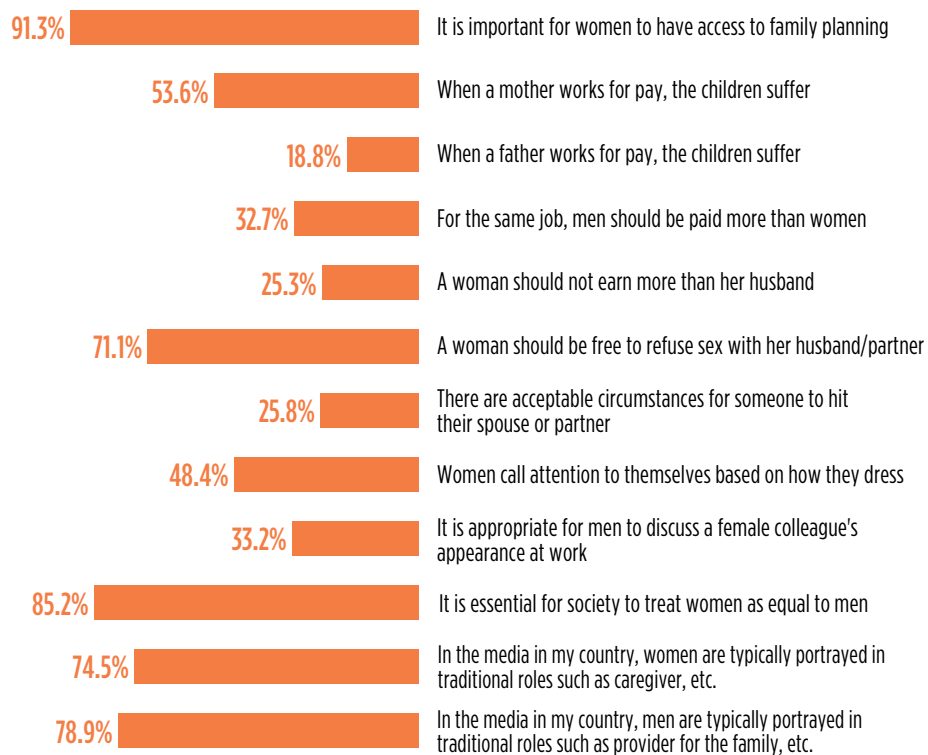
	% POOR/ UNSAFE	% ADEQUATE
In general, the quality of basic health care for women is	1.5	11.0
In general, the quality of basic health care for men is ...	1.1	12.4
In general, the quality of basic health care for you is ..	1.4	12.4
The quality of family planning services is ...	2.0	25.1
In general, do most women feel safe when they are in their home (by safe, we mean "free from physical, mental, or emotional harm")?	1.1	8.5
In general, do most women feel safe when they are in public spaces (by safe, we mean "free from physical, mental, or emotional harm")?	0.9	7.1

6.18 United Arab Emirates

FIGURE 115



Attitudes: Percentage of respondents who agree with each statement



6.18 United Arab Emirates

FIGURE 116



Future ideal: In your opinion, how important is each of the following to your country's future?

(Completely important + somewhat important)

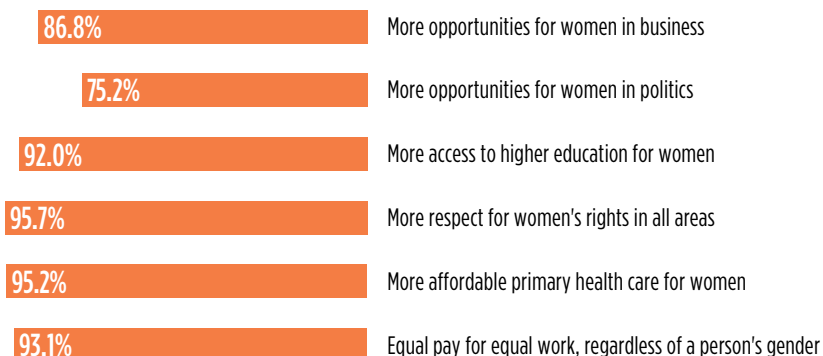
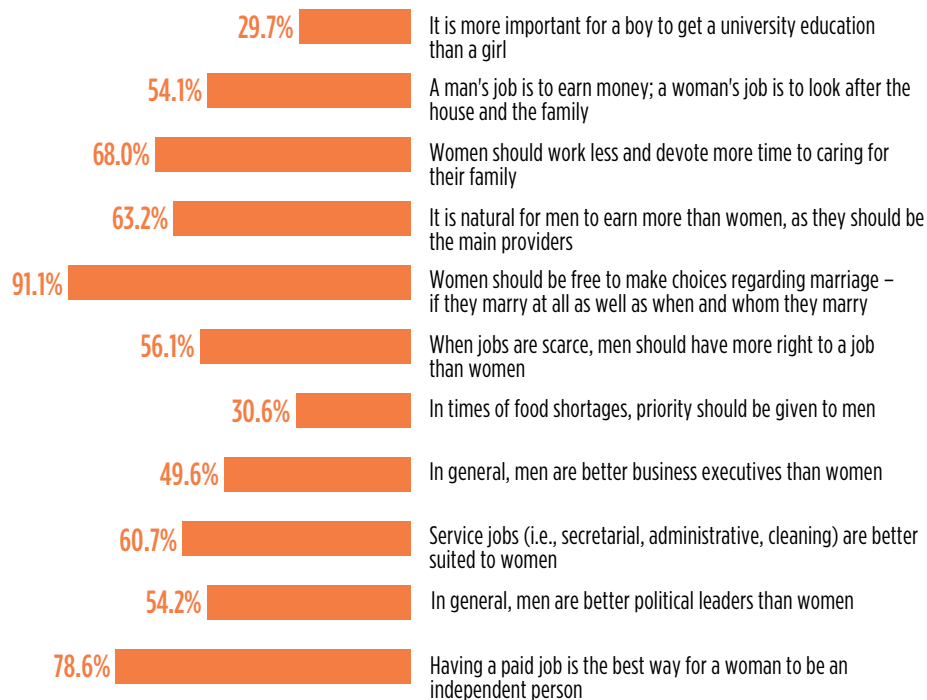


FIGURE 117

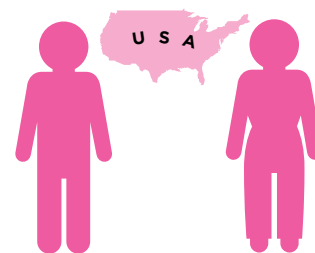


Societal roles and priorities: Percentage of respondents who agree with each statement



6.19

United States of America



Most respondents believe that women and men have similar access to quality education and health care services as well as control over their lives in general. Yet it is seen as far easier for men as opposed to women to run for elected office (77 versus 46%, respectively) and to be hired as skilled workers (79 versus 61%, respectively).

Most agree that it is essential for society to treat women and men as equals, and that a woman should be free to refuse sex with her husband/partner. Nevertheless, 1 respondent in 5 believes that there are acceptable circumstances for someone to hit their spouse or partner, which has increased by 5 percentage points since 2018. Nearly 60% of respondents believe that women call attention to themselves based on how they dress, and 25% believe that it is appropriate for men to discuss a female colleague's appearance at work.

Respondents overwhelmingly believe that women should be free to make choices regarding marriage – if they marry at all and when and whom they marry, and that women need to have access to family planning. Yet, 11% of respondents believe the quality of family planning in the country is poor.

When it comes to stereotypes portrayed in the media, 65% believe that women are typically portrayed in traditional roles – as a wife, mother or caregiver – and 76% think men are typically shown as providing for the family, as leaders or as businessmen.

When asked about the priorities essential for their country's future success, the most popular response (91%) was equal pay for equal work, regardless of a person's gender. Nevertheless, 23% of respondents agree that a man's job is to earn money while a woman's is to look after the house and family; 27% believe women should work less and devote more time to caring for their family; and 23% see it as natural for men to earn more than women, as they should be the main providers. In addition, 13% also believe it is more important for a boy to get a university education than a girl.

6.19 United States of America

TABLE 41

Perceptions: Percentage of respondents who agree with the statement

	% FOR MOST WOMEN	% FOR MOST MEN
In general, it is easy for most women/most men to get a quality education	74.3	78.2
In general, it is easy for most women/most men to be hired as skilled workers	60.8	78.7
In general, it is easy for most women/most men to run for elected office	44.9	77.0
In general, is it easy for women/men to buy property in their own name	73.3	82.3
In general, most women/men have control over their decision on who to marry	77.8	79.3
In general, most women/most men have control over their lives	73.7	81.5
In general, most women /most men have control over their personal finances	76.5	82.0

TABLE 42

Perceptions: Percentage of respondents who agree with each statement

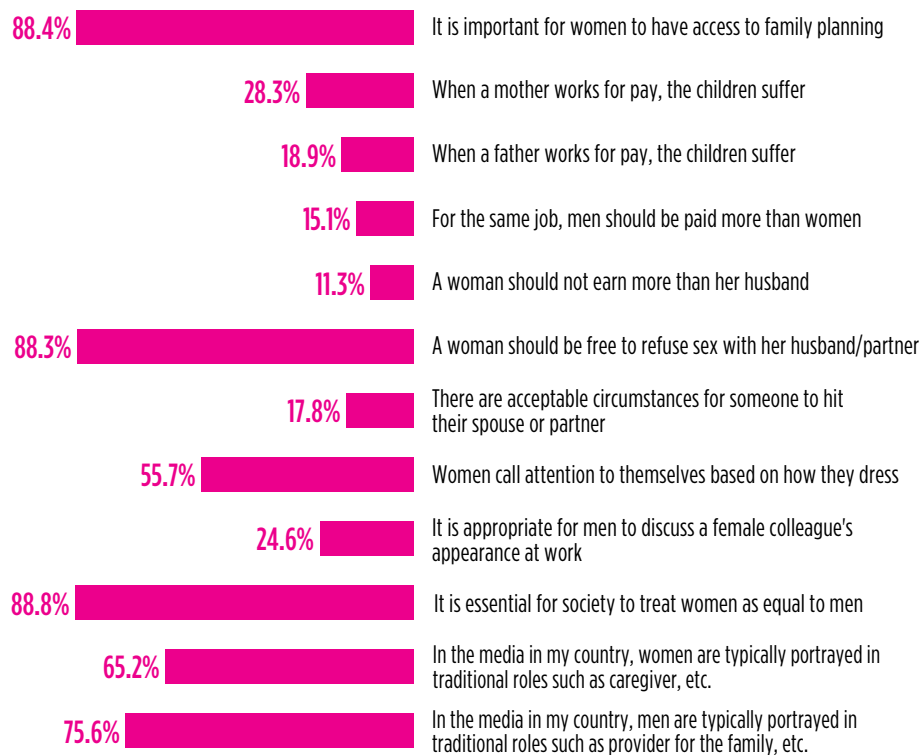
	% POOR/ UNSAFE	% ADEQUATE
In general, the quality of basic health care for women is	9.2	31.6
In general, the quality of basic health care for men is ...	7.6	32.4
In general, the quality of basic health care for you is ..	9.7	29.8
The quality of family planning services is ...	11.0	39.6
In general, do most women feel safe when they are in their home (by safe, we mean "free from physical, mental, or emotional harm")?	5.2	28.7
In general, do most women feel safe when they are in public spaces (by safe, we mean "free from physical, mental, or emotional harm")?	7.8	33.5

6.19 United States of America

FIGURE 118



Attitudes: Percentage of respondents who agree with each statement



6.19 United States of America

FIGURE 119



Future ideal: In your opinion, how important is each of the following to your country's future?

(Completely important + somewhat important)

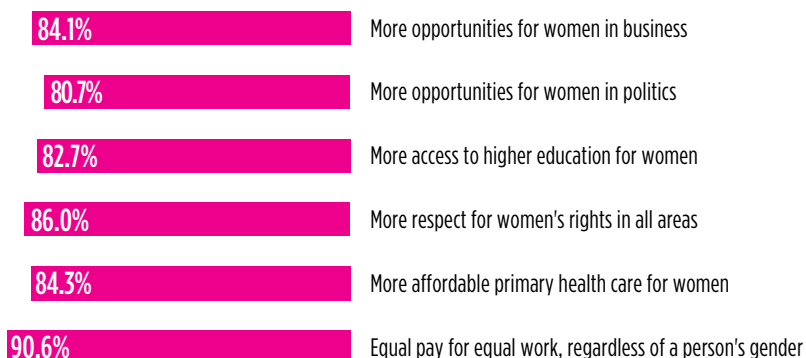
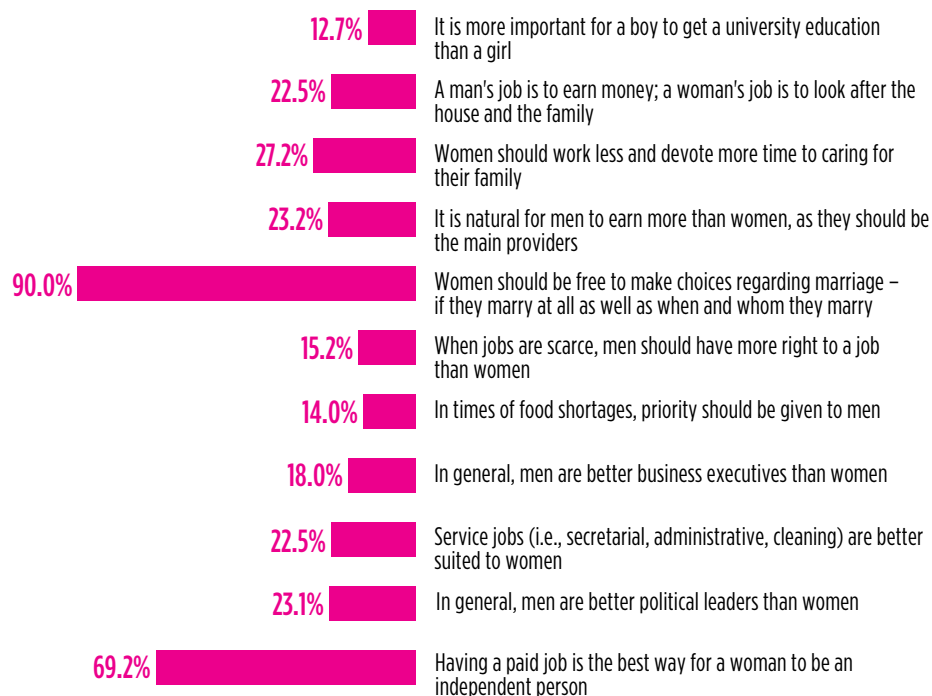


FIGURE 120

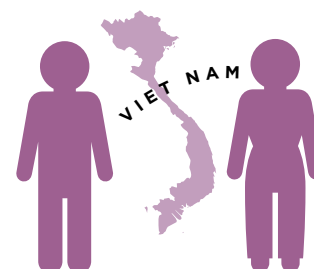


Societal roles and priorities: Percentage of respondents who agree with each statement



6.20

Viet Nam



Respondents in Viet Nam believe it is essential for society to treat women as equal to men and that equal access to opportunities for women and men is necessary for their country's success. They believe that women and men have similar access to quality education and health care, access to skilled work, and have similar levels of control over their lives. Yet, it is seen as far easier for men than women to run for elected office (49 versus 62%, respectively).

Respondents agree that women should be free to make choices regarding marriage – if they marry at all and when and whom they marry. They perceive that most women feel safe at home and in public spaces. However, 1 respondent in 5 disagrees that a woman should be free to refuse sex with her husband/partner. An overwhelming 92% agree that women call attention to themselves based on how they dress and 37% believe that it is appropriate for men to discuss a female colleague's appearance at work.

The majority of respondents agree that women (79%) and men (84%) are portrayed in traditional roles in the media. Respondents also largely agree (64%) that a man's job is to earn money while a woman's is to look after the house and the family. Another 77% believe that women should work less and devote more time to caring for their family, and 75% agree that it is natural for men to earn more than women, as they should be the primary providers.

Despite 93% of respondents agreeing that equal pay for equal work is important for their country's future success, 38% of respondents also believe that men should be paid more than women for the same job, and 31% believe that a woman should not earn more than her husband. Another 31% of respondents believe it is more important for a boy to get a university education than for a girl. Furthermore, when it comes to certain professions, 55% of respondents believe that men make better business executives; 60% believe men make better politicians; and 66% agree that service jobs are better suited for women.

When asked about times of scarcity, 49% agree that men should have priority over women when it comes to jobs and 26% agree that men should have priority when it comes to food.

6.20 Viet Nam

TABLE 43

Perceptions: Percentage of respondents who agree with the statement

	% FOR MOST WOMEN	% FOR MOST MEN
In general, it is easy for most women/most men to get a quality education	64.2	66.0
In general, it is easy for most women/most men to be hired as skilled workers	65.7	69.7
In general, it is easy for most women/most men to run for elected office	48.7	61.8
In general, it is easy for women/men to buy property in their own name	74.7	79.7
In general, most women/men have control over their decision on who to marry	66.5	72.8
In general, most women/most men have control over their lives	67.1	75.2
In general, most women/most men have control over their personal finances	74.8	71.4

TABLE 44

Perceptions: Percentage of respondents who agree with each statement

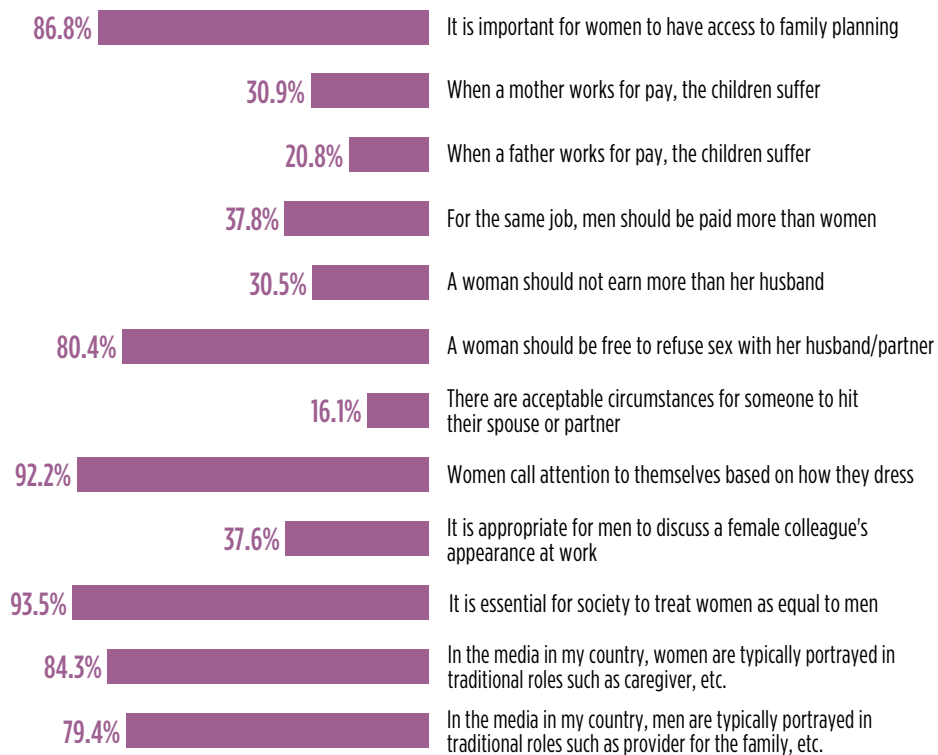
	% POOR/ UNSAFE	% ADEQUATE
In general, the quality of basic health care for women is	4.6	34.0
In general, the quality of basic health care for men is ...	5.3	37.6
In general, the quality of basic health care for you is ..	3.7	33.8
The quality of family planning services is ...	3.1	32.3
In general, do most women feel safe when they are in their home (by safe, we mean "free from physical, mental, or emotional harm")?	2.4	25.8
In general, do most women feel safe when they are in public spaces (by safe, we mean "free from physical, mental, or emotional harm")?	5.7	34.2

6.20 Viet Nam

FIGURE 121



Attitudes: Percentage of respondents who agree with each statement



6.20 Viet Nam

FIGURE 122



Future ideal: In your opinion, how important is each of the following to your country's future?

(Completely important + somewhat important)

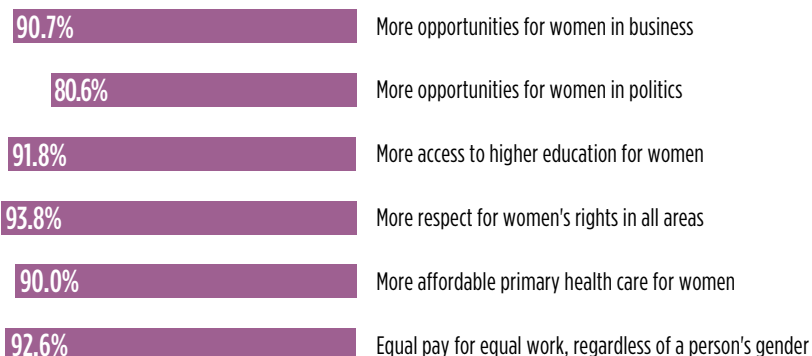
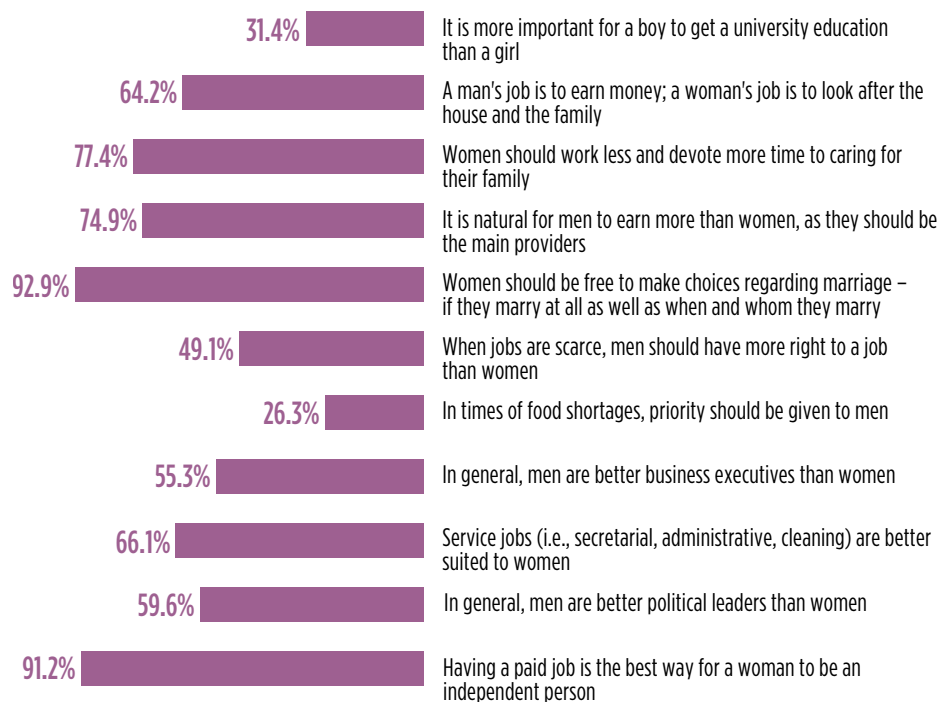


FIGURE 123



Societal roles and priorities: Percentage of respondents who agree with each statement



The Gender equality attitudes study was developed by UN Women with the support of a global network of partners, including AT&T, Johnson & Johnson, Kantar, Procter & Gamble and Unilever. Special thanks to Kantar, the organization to which the field study was commissioned.

The Unstereotype Alliance is an industry-led initiative convened by UN Women that unites leaders across the global advertising industry to tackle the widespread prevalence of stereotypes that are often perpetuated through advertising and content. The Unstereotype Alliance aims to affect positive cultural change by using the power of advertising to help shape perceptions that reflect realistic portrayals of all people.

UN Women is the UN organization dedicated to gender equality and the empowerment of women. A global champion for women and girls, UN Women was established to accelerate progress on meeting their needs worldwide. UN Women supports UN Member States as they set global standards for achieving gender equality, and works with governments and civil society to design laws, policies, programmes and services needed to implement these standards. It stands behind women's equal participation in all aspects of life, focusing on five priority areas: increasing women's leadership and participation; ending violence against women; engaging women in all aspects of peace and security processes; enhancing women's economic empowerment; and making gender equality central to national development planning and budgeting. UN Women also coordinates and promotes the UN system's work in advancing gender equality.

